

MESSIANIC ISRAELITE



Challenge Creation

(lastmodified=27/04/24)

(lastmodified=01/05/24)

About this form:

This form is the '**challenges to create**' form. It is a list of aesthetically pleasing challenges you can create for the Living Way magazine. Templates have been created for a number of challenges which challenge creators should be able to obtain by contacting the Living Way in the future.





List of challenges:





Below you'll find a list of challenges we've devised for the Living Way Youth Magazine. They may also contain only brief instructions as to how one could create the challenges using Microsoft Word. I have made for each challenge an associated challenge letter code. In the central column in the table below entitled 'List of challenges' are a list of challenges associated with each code. If any challenge has NA written next to it then it means you cannot create it for the LWYMagazine and you should just skip them unless the AOY has specifically asked you to create them.

Those challenges which have the letter code highlighted in light blue (■) are challenges the editor expects to be most popular.

Those challenges with a tick (✓) are ones which we have created challenge templates for, so you should be able to, if approved of by the AOY, contact the Living Way email address for the challenge templates so you can easily create yours. If a challenge has a cross (✗) it means we have not created challenge templates for it yet. These symbols are found in 'Challenge Letter and Name' column's below.

Also in May 2023 in the same column we began adding the following symbols with the explanations given below. We might only give these symbols to those challenges we have created templates for.

	<p>This 'controller' symbol means the challenge can be made in to an interactive word document which can be downloaded and which you can add your answers while on your laptop or computer. No need to print.</p>	 SmartArt	<p>This symbol means this challenge uses SmartArt.</p>
<p>Interactive</p>	<p>✓</p>	<p>SmartArt</p>	<p>✓</p>
	<p>This 'hand' symbol means the challenge can potentially be emailed to the Living Way and marked. This usually goes hand in hand with interactive challenges and is hoped to be available to those 20 years old or under.</p>		<p>This logo symbol means potentially the challenge can, once approved for use by the Living Way, be uploaded to the AOY WhatsApp group to be solved. It can also include 'no points' challenges. These are considered to be the best challenges for use</p>






			on the AOY WhatsApp group.
Marking	✓	WhatsApp friendly	✓
	This 'computer' symbol means internet is required to view or solve the challenge.		This means the challenge can appear in the Living Way Magazine
Internet required	✓	Living Ways Magazine	✓
	This 'keyboard' symbol means this challenge can be used in H.A challenges, in other words, can be attempted to do while sharing a screen with someone else in Zoom to be solved that way. This could be the tribe leader for online volunteers.		This 'pencil' symbol means drawing the challenge is necessary, or not necessarily essential, but drawing the challenge is encouraged.
Games and training live	TO DO	Drawing challenge encouraged	✓




Read the "Instructions" form if you get stuck.

Challenge Type Description: A Challenges

A challenges are **once-a-week** challenges usually based on sermons or Sabbath day services. Because **A** challenges are usually based on the Sabbath service just gone they are **not** suitable to use as challenges for the Living Way Youth Magazine as currently the Living Way Youth Magazine is not published weekly. Therefore, just skip over

these challenges and don't attempt to create them unless the AOY specifically asks.

Challenge Letter and Name:	Explanation:
<p>A.B Food for thought challenge (2 points) NA ✓</p> 	<p>This consists of just a question regarding the Food for thought for the week, announced by Bethel on the streaming. It should just ask source and what page it was taken from.</p>
<p>A.C Meditation for the week challenge (3 points) NA ✓</p> 	<p>This is just a question which asks for the citation for the Meditation for the week. Book, chapter and verse(s) should equal 1 point each in the PP point system.</p>
<p>A.D Weekly BRP Quiz NA ✓</p> 	<p>Can consist of 3 – 5 questions regarding the Bible Reading Program for the week just gone.</p>
<p>A.E Sabbath BRP Quiz NA ✓</p> 	<p>Can consist of 3 – 5 questions regarding the Bible Reading Program for the upcoming Sabbath.</p>
<p>A.F Announcements quiz NA ✗</p>	<p>Any questions regarding what is on the Announcement sheet i.e. sermon broadcast dates, preachers names etc.</p>
<p>A.G This week's songs NA ✓</p> 	<p>Can consist of 4 questions regarding the song service, whether that be a fill-in-the-missing-word or whether it be a question regarding the songs sung. We have created a template for this challenge which you will need to use to create this challenge.</p>
<p>A.H Reflector (no points) NA ✓</p>	<p>This challenge simply takes questions poised in the sermon(s)</p>

	<p>and lists them so one can reflect over them afterwards. It's not worth any points. To make reflector challenges more interesting, you can use the image(s) we have on the template we have created, or draw your own. Normally, we draw youth facing the viewer, holding a blank board with the questions on that board.</p>
<p>A.I WMLK radio weekly quiz NA ✗</p>	<p>Consists of approximately 3 questions or more about WMLK's sermons for the week. (Will be more important once WMLK is on the air working at full capacity.)</p>
<p>A.L Mind Boggling Sermon Title Shape challenge (2 points only) (Kids +) NA ✓</p>  	<p>Consists of a question asking for the exact sermon title(s) from the service. However, to make it a little bit more interesting, the title words are in different shapes, colored different colors, with the first letter of each word given. With 2-3 letter words you may include the whole word, but you will have to use your own judgment. For short titles you may want to forego this. However, the shapes, and therefore the words in the shapes, will be mixed up so even if you can remember words of the title, you must arrange them in the correct order. We have a template for this which should be able to be acquired in the future by contacting the Living Way. Parents can test their children by asking what the shape is that has what word, testing their knowledge on the names of different shapes.</p>

A.M Sermon Title Cryptogram NA
(Kids +) ✓

Solve the cryptogram to help you work out the sermon title. The sermon title should be a sermon broadcasted or preached from Bethel within the last 4 weeks. The date of when the sermon was should be included in the challenge description. We have a template for this challenge.

A.N Summary (no points) NA ✗



This challenge has the sub challenges

- Sermon AND
- SNB AND
- Literature AND
- Tract AND
- Book.

However, the main one will most likely be the Sermon sub challenge. In these challenges the AOY material is summarized by yourself, usually done in bullet points. If an SNB is being summarized it will be specifically an article in the SNB such as Prophetic Trends, or one of the other articles. If an AOY book, a single chapter. If a tract, then the whole thing. If an article, also the whole thing. This challenge is worth no points, but will be useful for overviewing material, especially the weekly sermons. These summary challenges are intended to be uploaded mainly to WhatsApp. Do not start creating this challenge until we have created a template for use as we want things to be streamlined, especially for this challenge.

Challenge Type Description: B Challenges

B challenges are Q & A challenges, consisting simply of a question asking for an answer.

Challenge Letter and Name:

Explanation:

B.A Q & A (no points)



This isn't a challenge as such. B.A challenges simply consist of a question and an answer which is **already** provided. It therefore simply serves to increase the knowledge of the recipient.

B.B Did you know? (no points)



Again, this isn't really a challenge and it's worth no points. It consists of a question beginning with 'Did you know...'. It should be a question regarding the AOY, AOY history or something along those lines. An example could be 'Did you know the Assemblies of Yahweh was chartered in 1969?'.

B.C General knowledge challenge



This asks a question regarding general knowledge but relating to the Bible, such as, 'What year was the Jerusalem Temple destroyed?'. The challenge requires the recipient to write an answer.

B.D Which/what challenge



This challenge asks a question about something in the Bible and the question must begin with 'which' or 'what'.

B.F Is this correct



Get a statement and the recipient of the challenge must figure out whether it's correct or not by selecting yes or no.

We have created a template for this.

B.G Is this true/false



Similar to challenge B.F (see above), this challenge has a statement which you have to determine if it's true or not. The difference between the above and this is that one word is highlighted and it's that word that you have to determine is correctly placed or not.

B.H Correct Chain (3 points only)



Get 3 questions asking 'Is this correct' for 3 statements. The recipient must answer yes, or no for each statement. If they get the correct chain i.e. 2 yes's and a no, or whatever, they get 3 points. If they don't get the right chain, they get none.

If you are drawing this challenge, and you have the skill, draw a vertical chain, with the questions on the chain, roughly spaced out. For the answer part, have the chain but just have the answers (i.e. yes, yes, no etc.) along the chain.





B.I Know what I mean? (2 points only) ✓










The question asks 'Which of the three sentences below is the correct definition of [insert word]?' Then below is a three numbered list of definitions that word could be and the participant must choose the correct definition.




Challenge Type Description: C Challenges





C challenges are creative challenges usually involving pictures. It is recommended that if you have any talent in drawing, you give creating these challenges a go.

Challenge Letter and Name:	Explanation:
<p>C.A Picture – for – scripture ✓</p> 	<p>To create this challenge you'll need to draw a scripture. That means finding a scripture that you think could be demonstrated as a picture and drawing it.</p> <p>The recipient of the challenge must then try to work out at least some of the citation, or at least some of the scripture (if it's just some of the scripture you can use missing words) you used to create the picture. Generally though, the recipient should be asked to work out the citation although the book should be provided.</p>
<p>C.B Guess – the – book ✓</p> 	<p>From a picture the recipient has to work out the book in the Bible where the picture is taken from. A picture of the Red Sea parting before the Israelites would be for example the book of Exodus.</p>
<p>C.C Story Illustration (no points) ✓</p> 	<p>This isn't worth any points but it's to allow people to creatively express the stories within the Bible. A story in the Bible is to be demonstrated in a story board. This is primarily aimed at youths.</p>
<p>C.D Picture Fixer ✗</p> 	<p>To create this, you'll need to draw out a storyboard, and then draw a story, or elements from different stories from the Bible on to that storyboard in chronological order. Once done, scan it and save it to your computer. Then, use a computer program like Photoshop</p>

	<p>to 'cut out' each segment and change the order of them so the story is no longer in the correct chronological order. Try to get your challenge to fit in to one page for the Create a challenge document, if possible, so it can be used in the Living Way Magazine. If not, it can be used elsewhere.</p> <p>The recipient will have to number the different segments in to its proper chronological order again.</p> <p>Keep the original storyboard scan as you'll need that for the 'answers' section in the Living Way Youth Magazine.</p>
<p>C.F Board game (no points) </p> 	<p>This is a hard one to create. You have to have real creative talent. For this challenge, you must create your own board game based on the Word of Yahweh. It has been done before, and you can use things like dice to play.</p> <p>Enemies could consist of things like darkness, sin, Laodicea etc., while goodies could consist of things like light, love, law etc.</p> <p>Have fun!</p>
<p>C.G Color by numbers (1 point) (Kids) </p>  	<p>Preferably, to create this challenge, you should take an image from the Bible. A good topic would be to take the Kingdom descriptions and draw them, such as a lion with a lamb. Then, write numbers on your image according to the colors you</p>

	<p>want the participants to color in your piece.</p> <p>Type 'color by numbers' in to google to get a good knowledge of how your piece should look. And it doesn't have to be Kingdom images, it can be Yahweh's creation i.e. flowers, trees, scenic places etc.</p> <p>In the answer section, the image should be colored in according to the requirements so you'll need to color in the image as per the numbers.</p> <p>This is aimed for the youth.</p>
<p>C.H Pictures-for-events (no points)</p> <p>✘</p> 	<p>To create this, find an event in the Bible and depict it as a picture. This isn't worth any points and should include the citation the event is based on. An example of an event could be David's killing of Goliath with the sling shot.</p>
<p>C.I Picture sequence</p> <p>✘</p> 	<p>To create this you'll need to create another storyboard, although only a few segments are needed , around 3 – 5 images in chronological order plus 2 incorrect images and 1 correct one. This is similar to challenge C.D Picture Fixer but there's 3-4 images (segments) in the correct chronological order and then the last image has to be decided from another 3 pictures.</p> <p>In other words, the participant simply has to work out what the</p>

	<p>last image is to make up the sequence. They'll have to choose between 3 images.</p>
<p>C.J Missing pieces (Kids) ✓</p> 	<p>Determine how many times a missing piece can fit in to the area of a missing puzzle.</p> <p>We have a template for this challenge which you should be able to obtain in the future by contacting the Living Way.</p>
<p>C.K Spot – the – wolves (Kids) ✗</p> 	<p>Yahshua taught that we must beware of those that are wolves in sheep's clothing. This challenge should be similar but far more simplified to the Where's Wally puzzles. There should be a number of Wolves in sheep's clothing which the recipient will have to identify by some clue, usually some part of the wolf coming through. The rest will be sheep. To make this challenge more difficult, reduce the amount of wolves-in-sheep clothing and increase the amount of sheep.</p>
<p>C.L Animate! (no points) ✗</p> 	<p>If you receive this challenge to do, it means you'll have to create an animation based on a real circumstance that people in the AOY face. This should be humorous. Or, this challenge request can be to create an animation on a Biblical story.</p> <p>If you do not have animation expertise don't worry. They are a number of sites you can use to</p>

	<p>create animations which require very little skill, such as www.goanimate.com . In the past, the editor used such sites to demonstrate some of the difficulties one gets in when it comes to buying shoes and determining if the shoes are pigskin or not.</p> <p>It can be lots of fun creating animations on life situations that we face.</p> <p>In the Living Way Magazine, there could be a link to the animation on the internet.</p>
<p>C.M Symbols 4 Words ✓</p>  	<p>We used the SmartArt Picture Caption List for this. Here you can use symbols to represent missing words in a quote and the recipient of the challenge must figure out what the missing words are. These may be symbols or pictures which may or may not relate to the missing word.</p>
<p>C.N Color In (no points) (Kids) ✗</p> 	<p>A non-colored image is given and the recipients must color it in however they like. The image can be of different things, or one thing that ideally would suggest use of more than one color to color in. Parents can send in the images to the Living Way to be published via the Picture It category.</p>
<p>C.O Spot the difference (1 point only) (Kids) ✗</p> 	<p>For this challenge, challenge creators should draw two images of something let's say a horse, and have them differ in some way with each other. Then copy one of your images so you have three</p>



images (in this case, of horses). The recipient of the challenge must identify the different image and if you want to make it a bit harder, identify all the aspects that make the image different from the other two. To create this challenge, you would be best drawing using a tablet and pen in to your computer, that way you can easily edit the drawing, or else, drawing an image, scanning it, and then changing your hand-drawn image and re-scanning that.


C.P Hebrew Imagery (1 point only) ✖



The Bible is full of Hebrew terminology that invokes a certain image. In this challenge, a Hebrew word is given which invokes a certain image, and the recipient of the challenge must choose between three different images of what the Hebrew word represents.

One example is the Hebrew word [yâdâh](#).

One explanation of the word is to extend the hand in praise. As a result, one of the images to choose from would be an extended hand in praise. They would also be two other images to choose from, perhaps a close fist hand, and a hand making some kind of gesture and the recipient of the challenge must choose between the different images.






	<p>You will need drawing ability to create this challenge.</p>
<p>C.Q Pictionary challenge (2 points only) (Kids +) ✖</p> 	<p>In this you get maybe two or more elements, pictures, from a citation and you have three citations to choose from to guess what citation those pictures refer to. As this is multiple choice, this is easier than guess-the-book challenges, and unlike picture-for-scripture can in no way mention any words at all, not in the picture, or in any quotes. An example could be, you could have a picture of a tower and someone running. If you got citations to choose from (and these are just taken at random) as being Proverbs 12:4, Proverbs 19:5 and Proverbs 18:10 the answer would be Proverbs 18:10. Parents are encouraged to use this challenge on their children by reading the whole chapters of the citations in question (which are different) and then showing them the picture clues hours later and see if they remember which Proverb chapter it was. Adults won't have any assistance.</p>




Challenge Type Description: D Challenges

D challenges are match challenges which are challenges where you have to match up the correct word or statement to the correct answer usually by using a line or arrow. Please note some of these challenge letter codes overlap with each other. Just try to choose the code which best describes the challenge you are creating. You can create these in

Microsoft Word quite easily if you are good with tables. Or you can simply hand-draw or use a combination.

Check the Examples of challenges gallery to see an example. When you do the answer part to the challenge, try to color the arrows in different colors.

Challenge Letter and Name:	Explanation:
D.B Match the citation ✓ 	Match the scripture citation with the correct scripture.
D.C Match the source ✗ 	Match the source (whether book , SNB, sermon etc.) to the correct statement. It could be a statement from that source.
D.D Mini Match ✓ 	A 3 answered match challenge. Usually match challenges are to have 5 different matches.
D.E Match-the-quote ✗ 	Match the quote to the correct answer. This could be anything from matching something Elder Jacob O. Meyer has said with the correct sermon title, to matching a quote (say) from Josephus to him.
D.F Match the picture ✗ 	Match the picture to the correct statement. One example would be to match a series of Sacred Name Broadcaster covers, to their correct locations. (On the inside of each SNB it tells us where the picture was taken from.) Another example could be matching the

	<p>images of AOY books to the correct statement from those books.</p> <p>Like mini match this should just comprise of 3 different matches (pictures).</p>
<p>D.G Match the chapters ✗</p> 	<p>You get several statements, possibly quotes, and you have to match them to the correct chapter. All the chapters should come from the same Biblical book.</p>
<p>D.H Match the verses ✗</p> 	<p>In this challenge you get a list of verses on the left and you have to connect them to the continuation of those verses on the right. An example could be on the left, could be the quote from Job 19:25: "But as for me I know that my Redeemer lives..." and on the right one of the answers would be the continuation of that verse "And at last he will stand up upon the earth:" So you'd have to match up the verse with the continuation of that verse.</p> <p>Please note that the statements on the left side shouldn't comprise of many words.</p>
<p>D.I Match the word ✗</p> 	<p>For this you only get one word for each match on the right hand side to match up with the quotes from the Bible on the left. The difference is, the quotes all have a missing word and you have to connect the correct missing word to the correct quote.</p>

D.K Deceitful bow



On this unusual one, the arrows already point to answers. The recipient has to determine if those arrows are correct or not. The recipient of this challenge would have to draw arrows on top of the incorrect matched up answers. For this reason, the creators of this challenge need to color the arrows in a light grey (or other light color) so that the participant can easily draw over the challenge with their own arrows.

D.L Scriptures Alike (Difficult)



For this Match challenge you have to match citation to citation which contain the same, or very similar scriptures. An example would be Matthew 22:44 to Psalm 110:1.

You can find a good site on the internet to get scriptures that are similar. Just type 'Parallel scriptures in the Bible' in to Google.

D.M Match the song number



For this match challenge, you have to match the correct song number on the left to the correct quote or lyrics from that song. The lyrics shouldn't be more than one verse and the song title shouldn't be mentioned. Like Mini Match, this should only include three song numbers.

D.N Match the song title



For this match challenge, you have to match the correct song title on the left to the correct song page number on the right. Can be 3 to 5 entries.

D.O Match the sermon

Match the sermon (title) on the left to the correct quote from that sermon. Most best if you use 3 –



5 sermons recently preached in the AOY from Bethel, such as within the last month and you may use mini and main sermons, Sabbath and New Moon sermons or else, selecting your sermons from the downloadable sermon list from the AOY site which all members should be acquainted with.

Challenge Type Description: E Challenges

E challenges generally consist of crossword and puzzles.

Crosswords and word searches can be created in Microsoft Word by inserting a table, putting in your words and then filling the rest of the table with letters. What you should do is use the Snipping Tool or Print screen and crop to turn your word search or crossword in to a picture and then, if you use Microsoft Word 2007 or later you can add some really nice effects. Alternatively, you could use a program to make your puzzle look ever better. They are some examples of crosswords on the Examples of challenges gallery, including a Statement of Doctrine crossword.

The editor used Microsoft Word to create aesthetically pleasing crosswords. If you can't use Microsoft Word, you can use this site:

[Crossword Puzzle Maker](#)


Challenge Letter and Name:

Explanation:

E.B Wordsearch (Kids) ✓



This will probably be popular with the children. In a word search you have a grid full of letters and you have underneath or above that grid words that the participant must look for within that word search.

	<p>Creators should remember this is a children activity.</p> <p>Remember, the theme is Bible so use words like righteous, Yahshua, Yahweh, Elohim etc.</p>
<p>E.C Crosswords ✓</p> 	<p>Crosswords are moreso for adults. They are a huge range of different crosswords you can do. Crosswords usually consist of a grid and then clues are given so the participant can work out how to fill out the grid by putting in the correct words.</p> <p>However, as mentioned previously they are lots of different crosswords covered under this challenge letter code.</p> <p>If you want to, purchase a Puzzles magazine from a shop and pick out a type of crossword from there. The editor uses YourPuzzles magazine.</p> <p>Don't forget, challenge E.C doesn't contain all the different crosswords. The editor used other challenge letter codes such as challenge E.K to help separate some of the less conventional crossword challenges out.</p> <p>These are a list of the different main crosswords devised for the Living Way from the AOY material.</p>

1. Statement of Doctrine crossword
2. Pure Religious Vocabulary crossword
3. SSBE Bible words crossword
4. Sermon crossword
5. Missing word crossword
6. Strong Concordance crossword
7. SNB crossword NA

The Statement of Doctrine crossword should in the grid, only contain the first letter of each answer and in the clues section, should ask, What is the subject of point **2** of the Statement of Doctrine. If using the pocket Statement of Doctrine, you use the 'Basis of Our Faith' section beginning on page 2 and at the back of the pocket Statement of Doctrine, you can find the subjects to which each point belongs.

Note that you will only be able to use those points where subjects will be able to be condensed to one word.

The Pure Religious Vocabulary crossword uses the SSBE, at the back, the section entitled A Pure Religious Vocabulary. They are 3 pages which you can choose words from.

Again, with this crossword, in the grid, include the first letter of each answer only on the grid and

in the clues section you should copy the description of the word as found in the SSBE. Please be careful with this. Sometimes by copying the whole explanation of the word, you will give away the answer too easily. Such as the word adonai. The explanation of that word states 'it is linked etymologically with the Greek idol Adonis' which would too easily give away the word, so you may only have to type out some of the explanation of the word.

SSBE Bible Words Crossword

is very simply just any words used in the SSBE Bible. Again, you should leave the first letter of the answers in the grid. For the clues you should write out the explanation of that word. As a result, you may need a concordance or other aid.

A **Sermon crossword** is a crossword that is based on, preferably, a recent sermon by the AOY. The challenge will have to state what sermon the crossword is based on. This is a difficult crossword as no letters will be given in the grid, but the cell squares to which words should appear should be colored in different colors for different words.

A **Missing Word Crossword** is one where the clues are all quotes which have missing words.

A **Strong Concordance**

Crossword is a crossword which uses definitions from the Strong's Concordance. Try to stick to those words the AOY mentions in sermons periodically.

Because a **Sacred Name**

Broadcaster crossword should be based on the most recent issue of the SNB and, we do not know how regularly the Living Way Magazine will be published, we do not feel this is possible to do at the present time. However, this could well be a missing word crossword for say the Prophetic Trends, or some other article, where the recipient of the challenge must insert the correct word. They would have to read the SNB first, and then attempt to do the crossword.

E.D Bible Math's Puzzle ✓



This is just a number cruncher. All it is, is you get a number and you have to multiply, add, divide or take away from it until you get to the end of the sequence. You can also use square root and squared, cubed etc.

The actual question asks for the chapter and/or verse of a quote and the maths puzzle is how you work out what the chapter and/or verse is **if** you do not already know the answer to the question.

This definitely helps the citation to stick in the mind.

E.E Maze ✓



This is simply a maze which the participant must try to get through to get to the finish. There's different kinds of mazes that you can do. For example, a Fast Exit maze is one where you have to work out which route would be the quickest to get to the finish, which you could do on squared paper. Also have a look at our 'journey finder' maze on the 'Examples of challenges' gallery. The editor created this specifically for the AOY.

If you are doing a regular maze, then spice it up by calling it 'Get to the Kingdom maze' in the sub-challenge name. It will help youths orientate their goals to getting to the Kingdom.

Just as a bit of advice: they are tutorials online how to create regular mazes.



E.G Word Puzzle ✗






Can be any word puzzle. A few suggestions are the following: Codeword, Letter Fit, Wordladder, WordWheel, ABC Puzzle, A to Z Puzzle, Word Square, Root Word and Top to bottom. You can possibly 'google' some of these names to see what they look like. Remember, the theme is Bible.

E.I Diagram ✗


This can be a puzzle demonstrated as a diagram. As one example, the creator of this challenge could draw the breastplate of righteousness and have the participants try to guess

	<p>at least one of the precious stones used on that breastplate.</p> <p>In effect, it is simply a very visual puzzle you can create using the computer or hand draw it, or use both.</p>
<p>E.K Arrowword ✘</p> 	<p>This is a popular crossword type. It consists of your usual crossword grid, but the clues for the crossword are contained in different squares in the grid and the clues have arrows pointing either left, right, up or down, depending on where the answer to those clues goes.</p> <p>You can Google 'Arrowwords' to see what they look like.</p> <p>Piecework is a challenge that comes under this category as a sub-challenge. It's more difficult than Arrowword in that the arrows are contained on the grid, and perhaps a couple of answers are already contained too, but the clues are not included in the grid, so you have to work out which boxes in the grid, match with which clue. The clues appear in boxes under the grid with their arrows.</p> <p>Google "Piecework crossword" to see how it looks.</p>
<p>E.L Codebreaker ✘</p>	<p>Each cell or square in the grid has a number. Each number in the grid represents a different letter of the alphabet. You usually get at</p>

	<p>least 3 numbers already with their assigned letters and at least one word in the crossword filled out (at least a 3 letter word).</p> <p>You have to work out what letter each of the numbers represent.</p> <p>Google "Codebreaker crosswords" to see a demonstration.</p>
<p>E.Q Cryptogram ✓</p> 	<p>To create a cryptogram, first take a memorable quote from the Bible. Then, encode the quote by replacing each letter with a different letter of the alphabet. The recipient of the challenge must decode the quote and figure out what each letter actually stands for. You should also help the recipient of the challenge out by putting in about 2 letters true values.</p> <p>Research "Cryptogram" in Google to get a better understanding. You could create them in Microsoft Word using tables.</p> <p>We have created a template for this challenge.</p>
<p>E.R Coded challenge ✗</p> 	<p>Any puzzle where you have to work out the code and fill in the challenge with the correct letters or whatever it may be. Please differentiate this challenge from E.L Codebreaker challenges which relate to crosswords.</p>
<p>E.S Graph Challenge ✓</p>	<p>Any challenge that involves a graph of some kind.</p>



E.T Honeycomb Relationship ✓



Using the SmartArt called Alternating Hexagons use to create a challenge whereby the recipient of the challenge must figure out the relationship between the adjacent words, or just words and fill in an empty cell. We have created a challenge template for this.

E.U Locomotive (3 points only) (Difficult) ✗



Choose either one of the sub challenges under this Locomotive challenge. The two challenges we have is the sub challenge Letter Locomotive, and also Number Locomotive.

For **Letter Locomotive** challenge, a letter, or several letters of a Book is used to create another word. The actual challenge asks one a series of questions, and you have to answer those questions with the correct Biblical book and further, take a letter from the book to create a word.

Take for example this question: *In this book is described the six things which Yahweh hates and are an abomination to Him.*

Take the 2nd letter of the book in question and fill in the grid below in the first box in the grid with the letter.

And thus the questions would continue on that wise, until the recipient of the challenge has a completed word. Just to elucidate, this question refers to Proverbs 6:16, so the 2nd letter of this book would be the letter R, so that would be used to create a new word, as you fill out the grid.

The **Number Locomotive** sub challenge is different but similar. Instead of asking for letters of books to fill in a grid, it's the citations that you use to fill in the grid to create a number. To make it easier you may just choose the chapter of citations, rather than chapter and verse.

An example would be the following:

Use the citation for the beginning of the 6 things that Yahweh hates and are abomination to Him in Proverbs and enter the full citation of the numbers in to the grid below.

This would be Proverbs 6:16, so you would enter 6 1 6 in the grid, and answer the other questions to put in the numbers in the grid until you have a number like (say) 6167895.

For both challenges, the challenges should use the PO point system and be worth 3 points only for the full answer.

Challenge Type Description: F Challenges

F challenges have been categorized as 'Locate' challenges which means the puzzle is one where something has to be located, whether that's a book or page or something else.

Challenge Letter and Name:

F.A Where now? ✖






Explanation:

In this challenge, the participant must try and work out where the individual or group went next in their journey. This challenge should be expressed as a map with the journey mapped out, but with one section or more of the journey missing which the participant must try to remember and then fill in the journey line accordingly on the map.

If you're creating this challenge you can Google Biblical maps and use them or you may want to then draw it yourself, scan your drawing, then plot the journey of the group or individual as the Bible states and just leave a gap in the journey so the participant can fill in that gap.

You don't have to do groups or individuals too, you could do this challenge by asking, for example, which of the 7 assemblies in Revelation came next. So in other words you could have a map of the 7 assemblies and have

	<p>connected (say) 3 of the assemblies and you'd have to connect the rest in order of how they are listed in Revelation chapters 2 & 3.</p>
<p>F.B Where did I turn? NA ✓</p>  	<p>This challenge is reliant on listening to a sermon so its not a good challenge that can be used in the LWYMagazine. The challenge has 4 – 5 citations from a sermon and the participant must try to remember what scripture the preacher turned to next.</p> <p>If you're hand drawing this challenge, we would advise you to draw a curved upward arrow, with the citations along the arrow just like the SmartArt we use. You can demonstrate it however, as you like.</p> <p>Note: The editor has used Upward Arrow from the Smart Art Graphics in Microsoft Word 2007 to create this challenge. Please do the same. This can be seen on the 'Examples of challenges' gallery.</p>
<p>F.C Connect Maze NA ✓</p> 	<p>This one is difficult for the participant to do. It is also reliant on a sermon. To create this challenge you are to create a complicated maze BUT on the correct path leave the scriptures in chronological order of them being mentioned in the sermon along the correct path. However, you are also to put in false paths,</p>

some resulting in a dead end but others also lead to the finish.

The participant therefore must connect up the citations in the correct order and get to the finish.

Don't forget to write the sermon title above the maze in the description area of the challenge.

For the WhatsApp version of this challenge, recipients of the challenge can download the maze image, draw over it using a drawing program like 'Paint' or another picture editing program, and then upload it again to WhatsApp. Remember, no peeking at your notes!



We have created a template for this challenge.



F.D Page Me ✓






This challenge is based on the SSBE. It's great that the AOY is all united under one Bible. As a result, one can do challenges like this. This challenge gives three books, two of which have the first pages of that book listed. They serve as aids to help the participant guess what the central book page number begins on.

In other words, to create this challenge you choose a book out of the SSBE Bible. It is that book that the participant of the challenge will have to remember what page number it begins on.

	<p>They'll get some help, as you are to put on the left and right side of the book the books which precede and follow it, but with their page numbers. So the participant will have an easier time trying to guess what the book page number is.</p> <p>The editor used the Smart Art Graphic 'Horizontal Bullet List' to create this challenge. Please do the same. An example is given on the 'Examples of challenges' gallery.</p>
<p>F.E Make – the – connection NA ✓</p>  	<p>Using various SmartArt like Balance, relationships are depicted, but the participant needs to figure out one missing piece. An example could be a 'loaf' on one side and a 'stone' on the opposite side; a 'fish' on one side and a ? (question mark) on the other. The ? would be a serpent based on what Yahshua said about asking what we need in Matthew 7:8-10.</p> <p>Please see the 'Examples of challenges' gallery for a demonstration.</p> <p>Make - the - connection challenges may use different SmartArt or images, but we've shown a demonstration on a Template we have created and you are more than welcome to use that one. Just contact the</p>

	Living Way for one when this becomes available.
<p>F.F Gear up ✓</p> 	<p>For this you should use the Smart Art Graphic called Gear. In this challenge the participant will get three books represented as gears. The participant will be asked to work out what the gears would represent if the cogs were to turn by X amount. For example, if the gears represent Exodus, Leviticus and Deuteronomy and the Deuteronomy gear moves three cogs to the right, then the new status of that gear would be Ruth. The Exodus and Leviticus gears would also have new book value depending on whether they would turn left (backwards or anti-clockwise) or right (forwards or clockwise).</p> <p>For the participant of this challenge to do this they would have to remember where books appear in the Bible.</p> <p>See the Examples of challenges gallery for a demonstration.</p>
<p>F.G Page Madness ✓</p> 	<p>In this challenge, the participant is given a page number and they must try and think what book it falls on in the Bible.</p> <p>The editor has used the Smart Art Graphic called Continuous Arrow Process to create this challenge. Please do the same. See the</p>

	<p>'Examples of challenges' gallery for an example.</p>
<p>F.H Book Situate ✓</p> 	<p>This is a simple challenge. You are given a book and are asked to name the other two books, one before it and one after it, in the Bible. An example is given on the 'Examples of challenges' gallery, which shows that other books are shown as well to help the recipient of the challenge. This is more easier than the challenge F.P as you get a bit of help.</p>
<p>F.I Book Count ✓</p> 	<p>For this challenge the participant starts with any one of the books in the Bible and must follow the sequence till they get to the end at which point they should arrive at a book which they must write down. Each segment asks either the recipient to turn X number of books forwards or backwards.</p> <p>The editor used the Smart Art Graphic called Continuous Block Process. Please use the same. See the 'Examples of challenges' gallery for an example.</p> <p>The editor has created a template for this which you should be able to obtain by contacting the Living Way in the future.</p>
<p>F.J Book Math's ✓</p> 	<p>For this challenge, each Biblical book represents a number. That number is determined by the position it has in the Bible. Genesis, for example, is book number 1, Exodus is book number</p>



2 etc. In this challenge, the participant gets books of the Bible which they have to convert in to their numerical values and work out the calculations therewith.

An example would be to multiply Exodus by Numbers. Exodus is book number 2, whilst Numbers is book number 4, so the answer would be 8 (4 X 2).



Use Smart Art Graphics called Circular Bending Process to create this challenge. There's a demonstration of this challenge on the Examples of challenges form.

We have now created a template for this challenge. Note that we also ask the recipient of the challenge to convert their final answer in to a Book again in the Bible.

F.K Nine citations NA ✓



This challenge is dependent on the listening of a sermon. In this challenge the participant will get 9 citations supposedly taken from a segment of the sermon. The 9 citations are also supposedly mentioned in chronological order of how they were mentioned in the sermon. The problem is, some of those citations will not have been mentioned in the order the challenge has them listed, or just not be mentioned at all. The participant must put a tick or cross next to the citations which

	<p>they believe are in their rightful place.</p> <p>The participant may look in their Bibles to check scripture to help them solve this puzzle. Also note that the first citation must always be correct, so the question should be worth 8 points (they are 8 citations that you need to determine).</p> <p>The editor used the Smart Art Graphic called Vertical Bending Process. Please use the same. Please see the Examples of challenges form for a demonstration.</p>
<p>F.L Map challenge ✓</p> 	<p>Any challenge which uses a map image.</p>
<p>F.M Book Carriageway (Hard) (3 points only) ✓</p> 	<p>Take three books from the Bible and have the recipient of the challenge turn x number of books forward or backwards in the Bible to reach a new book recognizing that there is no differentiation between the Old and New Testament. The number of books the recipient must turn should be equal for all three books. We used the SmartArt Vertical Accent List. We have a template for this which you'll have to contact the Living Way for.</p>
<p>F.N Page Selector (2 points only) ✓</p>	<p>For this challenge, one has a table of two columns, and the right</p>



column is separated in to three rows. The page number is displayed in a large size on the left (in the left column) and on the right in the three rows goes three books, preferably ones that are close to each other in the bible, which the recipient will have to circle the book which they think the page number follows on. You can use the page numbers where the book starts, or, you can be really difficult and select a page number that falls somewhere within that book.

We have created this challenge and it should be able to be obtained from the Living Way, if it is Yahweh's will.

F.O What Book Am I? ✓



SmartArt

Using SmartArt called Lined List, have three quotes from a book in the Bible which can be from different chapters in that book or the same, and have the recipient of the challenge figure out what book the chapter is. 2 points only should serve well for the points system for this challenge, however for books with over 10 chapters, you may want to change the difficulty setting to hard.

F.P In Between (2 points) ✓



A very simple challenge. Get a book in the Bible and you have to name the other two books in the Bible it falls between in the Bible (the book preceding it and proceeding it). We have a template for this. Yahweh willing

	you will be able to contact the Living Way for this in the future.
--	--

Challenge Type Description: G Challenges

G challenges are target challenges which means that the challenge revolves around getting to a certain target.

Challenge Letter and Name:

Explanation:

G.A Funnel challenge ✓



For this challenge we've used the Smart Art Graphic 'Funnel'.

They are three different types of funnel challenges. 'Funnel: Book only', 'Funnel: Book & Chapter' and 'Funnel: Book, Chapter & Verse'. The easiest and probably most popular challenge out of the three will be Funnel book only where you have to simply link the terms used in the Funnel to the correct Biblical book.

For this challenge you use the Funnel Smart Art and put within the funnel three unique words, phrases or small quotes of very few words (5 or less) from the book, and the recipient has to try and figure out what book (also chapter and/or verse) these terms appear in.

See the 'Examples of challenges' gallery for a demonstration.

We have also created a template.

G.C Basic target challenge ✓

This uses the SmartArt called Basic Target. You get three



quotes from three successive chapters of a book and the participant must figure out the chapters that the quotes refer to. In other words, if the participants recognizes one of the three quotes and knows what chapter it comes from, they'll know what chapters the other 2 quotes come from because they're in successive order.

See the 'Examples of challenges' gallery for a demonstration of this challenge.

G.D Target out challenge



In this challenge you use SmartArt Diverging Arrows. The purpose of this challenge is to try get the participant to work out what a chapter is preceded by, and what it is proceeded by. The participant will get two quotes, one in the left arrow, from the chapter that precedes the chapter in question, and one quote in the right arrow, which proceeds the chapter in question.

The participant must use the quotes to try and work out what chapter(s) the quote come from so they can work out what the central chapter is.

Also, you have to put what book your chapters come from in the challenge.

See the Examples of challenges form for a demonstration.

G.E Pyramidal clues ✓



In this challenge you use SmartArt Segmented Pyramid. The top, left and right triangles in this pyramid contain clues to help the participant work out what book the challenge is referring to.

The top triangle represents the page number the book starts on, the right triangle states how much chapters the book has and the left triangle states the first letter of the book preceding it.

The central triangle should contain the text "What book am I?".

If the preceding book has a number before it, like 1 Samuel, or 2 Peter, you are to write only the first **letter** of the book, not any numbers, in the left triangle.


See the 'Examples of challenges' gallery for a demonstration.


G.F Brainstorm clues ✓



Brainstorm clues used the SmartArt converging radical. It's set out like a brainstorm with quotes surrounding the 'brain'. The quotes in the boxes surrounding the 'brain' are from successive chapters in a Biblical book, but they are mixed up, so the participant must try to work out which chapters the quotes refer to.

The trick is to find at least one quote that you know is from a

	<p>certain chapter and then try and figure out the rest.</p> <p>There should be about 6 boxes or quotes, so 6 chapters, so if the participant recognizes (say) 1 quote is from Genesis 1, and then they could rightfully assume that the quotes come from Genesis 1 – 6.</p>
<p>G.G Word Finder ✓</p> 	<p>In this challenge, they are three different sub-challenges to choose from:</p> <ol style="list-style-type: none"> 1. Word Finder Chapter 2. Word Finder SNB 3. Word Finder Sermon <p>In Word Finder Chapter the recipient will get a question as follows:</p> <p>Is the word 'hireling' found in the following passage: John 10.</p> <p>YES or NO</p> <p>There is a specific format we use which you should Yahweh willing be able to see on the Examples of Challenges form as of August 2016.</p> <p>In Word Finder SNB, the same applies as the above, but you are to mention the article name i.e.</p> <p>Is the word 'rapture' found in the following section of the August 2016 edition of the SNB in the following section: Prophetic Trends</p>

	<p>YES or NO</p> <p>Again there is a specific format we use for Word Finder challenges by encasing the Yes and No in speech bubbles. Check the Examples of challenges in August 2016.</p> <p>The final Word Finder is for Sermons. The sermon should be a mini sermon as it would be difficult to recall words spoken in a main sermon. The format would be:</p> <p>Is the word 'soldier' mentioned in the following sermon: 'Getting it right' by Elder Jonathan S. Meyer.</p> <p>YES or NO</p>
<p>G.H Chapter Chaser ✓</p> 	<p>In this challenge, you get a book in the Bible and the recipient of the challenge must try to recall how many chapters the book has. Should be multiple choice. We have created a template for this challenge.</p>

Challenge Type Description: H Challenges






H challenges 🖱️💻 are challenges which require live chat using the internet on a computer. This challenge type may be used in the AOY at some point in the future, but are not part of the Living Way Youth Program Magazine challenges because they're internet based.











Therefore they cannot be created using the Create-a-challenge form. They can still be planned out and executed well by a moderator.







They could include scriptural competitions via live chat groups.

Recently, Zoom has seen a resurgence since Covid-19. This could be used for live chat challenges.

Letter codes **H.N**, **H.O**, **H.P** and **H.Q** aren't really challenges but it's useful to list these options here for what is planned for the ministry. We skipped some challenge letter codes to make room for some more game type live chat challenges.

Challenge Letter and Name:	Explanation:
<p>H.A Games and training live</p> <p> ❌</p> <p></p>	<p>This takes challenges we create here in this category and presents them to the recipient for them to solve over live chat. For example, it may be a Missing Word challenge or a Scrabble Anagram that the user must solve but it is over live chat. One can share a screen in Zoom which means challenges can be viewed and solved with someone there, perhaps to give assistance. This won't work for all challenges.</p>
<p>H.B Witness challenge  ❌</p> <p></p>	<p>A user may pretend to be an interested enquirer and ask questions regarding the faith. The recipient must try to come up with the best answer he or she can. Tips are given after to how the recipient could have improved their answer.</p>
<p>H.C Competition  ❌</p>	<p>This can be a scriptural competition between people of</p>

	<p>the same tribe, or between competing tribes.</p>
<p>H.D Equip challenge  </p> 	<p>Subjects are chosen such as the subject of the Sacred Name and scriptures are mentioned which are essential to know regarding the subject.</p>
<p>H.E Strengthen  </p> 	<p>Memory verses are asked by the recipient to remember and the recipient must memorize the quotes and quote them back. This may be one-to-one.</p>
<p>H.F Read-a-long  </p> 	<p>In this challenge, participants in the chat take it in turns to read text, most likely a paragraph or two, their choice, from AOY literature. Good to go through relevant articles such as Xmas article at Xmas time. It may even include quotes from the Quote It category from sermons. In this way, all participants can be edified. Excellent for reviewing literature. In Zoom, one can use the 'reactions' raise-hand-symbol to show your interest in reading, and the moderator can select an individual to read, preferably one that hasn't read, or hasn't read in some time. Reflections may be sometimes included after certain sections are read by the moderator, where others will also have a chance to reflect also. Other reactions are encouraged to be used by participants, such as</p>

	thumbs up, or smiling face, or wow emojis.
H.N BRP club ✘ 	This is a group discussion of the Bible Reading Program (BRP) for the past 7 days over live chat.
H.O Sermon club ✘ 	To discuss over live chat the sermons from the last Sabbath and/or New Moon.
H.P SNB club ✘ 	To discuss via live chat the latest SNB monthly as uploaded to the AOY site.
H.Q Gifts of Yahweh club ✘ 	A live chat discussion devoted to what we can get each other in the assembly. This is useful for marriages, births etc. where we can co-ordinate what we can get those in the assembly fostering a spirit of love or if there is a need in an assembly. Presents, gifts, cards etc.
H.R The Glassy Sea club ✘ 	A live chat discussion devoted to what songs we can sing at the upcoming holy days, or for music night each week on WhatsApp. Especially a co-ordination of shared links of music files and links so people can get online and practice songs online. This group chat should be held twice a week.
H.S 1 ST Year club ✘ 	A live chat for those who are in their first year of being baptized. Based on Deuteronomy 24:4-5 with the concept that the newly baptized should spend especially their first year with Yahweh and


	<p>Yahshua, rejoicing them. Studying, singing, praying etc. Also, with the hope of strengthening these babes in Yahweh. This club will be for these new babes to talk to each other with a moderator present. Spiritual tips can be shared, Bible thoughts etc. Witnessing and other spiritual pursuits discussed. This chat group will be a uplifting place for all those newly baptized. In this club, anyone can speak to the moderator too privately should they have anything they do not want to talk about on the group.</p>
--	---








Challenge Type Description: I Challenges





I challenges are missing word challenges where the participant must fill in the missing word(s) or letters to complete the challenge.

We've created Missing Word challenges in the past for the Living Ways by writing out the quote in Word, replacing the missing words with underscores and then under the quote write what the source is..

There's an example of a Missing Word challenge on the 'Examples of challenges' gallery on www.messianicisraelite.com on the 'challenges' category page.

Challenge Letter and Name:	Explanation:
<p>I.B Missing Word Books ✓</p> 	<p>This is a Missing Word challenge from an AOY book. Use the quote from an AOY book and take some words out, replacing them with underscores for the missing word.</p>
<p>I.C Missing Word Songs ✓</p>	<p>Same as above but from the AOY Songbook.</p>

	
I.D Missing Word SNB ✖	Same as above but from the Sacred Name Broadcaster.
	
I.E Missing Word Bible ✖	Same as above but from the Sacred Scriptures Bethel Edition Bible.
	
I.F Missing Word Literature ✖	Same as above but from AOY literature.
	
I.G Missing Word sermons ✖	Same as above but from AOY sermons
	
I.H Gold refined ✖	Same as above except quotes are all to be from Yahshua the Messiah
	
I.J Missing Word Parts ✖	Different parts of this Missing Word puzzle may be missing, from the source, to the verse numbers to the chapter etc...
	
I.K Missing Word Genealogy (Difficult) ✔	Get a genealogy from the Bible and the participant must put in the missing words, whether that be the years the individuals were

 	<p>alive for, or the names of the individuals themselves.</p> <p>This Missing Word challenge we expressed on the template as a hierarchal chart, with one name missing and options to choose from in boxes beneath the chart similar to challenge I.L. Nonetheless, this can be a difficult challenge, even with the boxes.</p>
<p>I.L Missing Word Boxes (Kids) ✓</p> 	<p>For this challenge, you get the regular Missing Word format only the missing words are found below the challenge in boxes. Therefore, it is generally easier than the above Missing Word challenges as the words to put in the blank spaces are already contained therein below the challenge in boxes.</p>
<p>I.M End game ✓</p> 	<p>To create this challenge you select a chapter from a book in the Bible, especially one from the NT and select three verses which can easily have the last word in the sentence to be changeable so as to get the recipient to really think if the phrase is correct.</p> <p>To make it easier on the challenge creators you may change the last two words, but no more, in the phrase, or verse you use.</p> <p>This is an example of an end game challenge: The last word of these phrases taken from <u>John 11</u> may be false. You must determine whether they are false or not.</p>

1. "Our friend Lazarus has fallen asleep..."
2. "Our friend Lazarus is now dead"
3. "Our friend Lazarus has fallen down"

We have a format we use to create these challenges and we have created a template for this challenge which you should be able to obtain by contacting the Living Way in the future, Yahweh willing.

I.N Word Placement (2 points only) ✓



For this challenge, the editor used a Strong's Concordance because it shows where a word appears in different scriptures. Take a word, such as (say) Abib and then put it in the challenge with just the first letter given as a clue to what that word is i.e. 'A_____'. Underneath that word write 3 quotes from the Bible where the word is used, but keep the word hidden so use 'A_____ ' whenever that word appears in the quotes and include the citations.

The format may look something like this:

A_____		
Citation & quote	Citation & quote	Citation & quote

Names of people in the Bible are great to use, but you are not limited to using names.

I.O Missing Letters ✓



A challenge where you have to fill in the missing letters.

I.P Letter Find (Easy) (Kids) ✓



This challenge is aimed at young kids. You get a list of letters in circles, scattered throughout and the recipient of the challenge must color in all the instances where the letter the challenge asks for appears in the challenge. To make this challenge more appealing you could have a Biblical word like 'U is for Unleavened Bread' with a drawing/picture of some unleavened bread and then the challenge question, can you find all the letter's U below?

We have created a template for this challenge.

I.Q Blurry Battle (Hard) (Kids +)



In this challenge you get a scan of the SSBE Bible spread, of two pages as it appears in the Bible, and the words are all blurred out. The scripture should be ideally taken from the Bible Reading Program of that day. The chapter and verse numbers are also blurred out. Out of all that is blurred, there is highlighted text, one verse, which the recipient of the challenge will have to figure out what it says. They will have three options of text or quotes to choose from. They will also get the book revealed. This will attune us to more readily see patterns in

	<p>the SSBE Bible, and get acquainted to its formatting (where scriptures appear on a page). The answer section of this challenge must include the citation and also the quote unblurred, but the rest of the text blurred. You will need to be able to use a program like Photoshop to create this challenge.</p> <p>For kids, parents can look at the answer, then read through the two page spread paying asking their children to pay close attention to it and if possible follow in their Bible's, then ask the question of the challenge to the children.</p> <p>We have created a challenge template for this challenge.</p>
--	--

Challenge Type Description: J Challenges

J challenges were intended to be challenges relating to Bible Studies but we currently have no specific challenges for this category.

Challenge Type Description: K Challenges



K challenges are Scripture That challenges, wherein you usually have to figure out what scripture is being used.

Challenge Letter and Name:

Explanation:

K.B Memorising scripture ✓

Use SmartArt Vertical Bullet List. This is a simple but difficult challenge where the participant

	<p>must try to remember 6 or so scriptures (their full citations) mentioned in the sermon, SNB or AOY book chapter.</p> <p>See the 'Examples of challenges' gallery for a demonstration.</p>
<p>K.C Jumble scripture ✓</p> 	<p>For this, we used the Microsoft Word 2010 SmartArt Square Accent List to list the citations and the SmartArt style Metallic Scene and then used the Snipping Tool to cut each citation out and jumble them up. You might find another way of doing this.</p> <p>For this challenge the participant gets a list of about 6 citations from a sermon, SNB or AOY book chapter. It's up to you to include their quotes or not, depending on if you want to make the challenge easy or hard. The participant must put a cross next to the citations that do not appear in the source, therefore, it, like challenge K.B, is a memory challenge. For the AOY WhatsApp version of this challenge, recipients of the challenge will just write out the citations and use the emojis in WhatsApp, the cross and the tick, to answer this next to each citation.</p> <p>There's an example of this challenge on the 'Examples of challenges' gallery.</p>

K.D Key color code ✓



For this challenge you get a number of words colored in a range of 3 – 5 colors. There is also a color key contained in the challenge with the citations of scriptures the words come from. Each word is colored depending on what scriptures the words come from.

You are to shade in the color key with the appropriate color to show which words belong with the correct scripture.



There is no SmartArt currently that can demonstrate this so you'll have to create this challenge on your own. Nonetheless, we've got a template (or more accurately an guide how to create it) for this challenge so you may be able to, Yahweh willing, contact the Living Way for it in the future.

The editor used a combination of just typing the words, the Snipping Tool, Picture style Simple Frame and the Microsoft Word 2010 Smart Art 'Square Accent List' (for the key) to create this challenge.

K.E Long passage ✓




For this challenge you get a scan of an entire chapter or a large portion of a chapter in the Sacred Scriptures Bethel Edition and the participant must try to determine what book the chapter comes from. Try to get the challenge to fit within one A4 page in Microsoft Word. With the Sacred Scriptures




	<p>Bethel Edition now online, it may be easier to just print screen or use the snipping tool on the passage on the internet or Kindle and then include it in this challenge. Somewhere in the challenge, usually at the bottom, there should be a place where the participant can write the book the passage comes from.</p> <p>We have created a template for this challenge.</p>
<p>K.F Tick Box ✘</p> 	<p>Use Microsoft Word 2010 SmartArt Square Accent List. For this the participant gets quotes from a mixture of AOY sources (i.e. SNB's, AOY books, SSBE Bible) and the participant must put a tick or cross next to the quotes depending on which have been quoted correctly or not.</p>
<p>K.G Timeline ✘</p> 	<p>For this challenge we use Microsoft Word 2010 SmartArt 'Circle Accent Timeline'. It's like a timeline. However, this challenge is more preferably to be hand drawn. Below is a summarisations of events in the Bible you should use:</p> <ol style="list-style-type: none"> 1 The Creation Gen. 1 2 Fall of man Gen. 3 3 Universal flood Gen. 6-8 4 Tower of Babel Gen. 11:1-9 5 Conversion and call of Abraham Gen. 12:1-3 6 Giving of Abrahamic Covenant Gen. 12:7, 13:14-17 15:1-21 7 The selling of Joseph into Egyptian slavery Gen. 37

8	The enslavement of Israel in Egypt	Exod. 1
9	The call of Moses	Exod. 3:1-10
10	The ten plagues	Exod. 7-12
11	The Exodus from Egypt	Exod. 12-15
12	The institution of the Sabbath	Exod. 16:29
13	The giving of the Law	Exod. 20:1-17
14	The completion of the tabernacle	Exod. 40:33-34
15	The anointing of Aaron as first high priest	Lev. 8:1-12
16	The Jordan River crossing into Palestine	Josh. 3
17	The victory over Jericho	Josh. 6
18	The marriage of Ruth to Boaz	Ruth 4
19	The anointing of Saul as Israel's first king	1 Sam. 9-10
20	The anointing of David as king	1 Sam. 16:13
21	The capture of Jerusalem and recovery of the Ark by David	2 Sam. 5-6
22	The giving of the Davidic Covenant	2 Sam. 7:8-17
23	The anointing of Solomon	1 Kings 1:39
24	The completion of Solomon's temple	1 Kings 6:38
25	The splitting of Israel into the two kingdoms, Israel and Judah	1 Kings 12
26	EliYah transported by chariots of fire	2 Kings 2
27	The deliverance of Joash from murderous Queen Athaliah	2 Chron. 22:10-12
28	The Assyrian conquest of the northern kingdom	2 Kings 17:6

	The deliverance of 29 Jerusalem from the Assyrians	2 Kings 19:32-35
	The discovery of the 30 Law of Moses in Josiah's reign	2 Chron. 34
	The destruction of the 31 temple of Solomon	2 Kings 25:8-9
	The Babylonian 32 Captivity of the southern kingdom	2 Kings 25:11
	The return under 33 Cyrus' decree	Ezra 1
	The completion of the 34 new temple under Zerubbabel	Ezra 6
	The rescuing of the 35 Jews by Esther	Esther 4-7
	Birth of John the 36 Baptist	Luke 1:57-80
	37 The Birth of Yahshua	Luke 2:1-19
	38 The flight into Egypt	Matt. 2:13-14
	39 The temple visit at age 12	Luke 2:41-50
	40 Yahshuas' baptism	Matt. 3:13-17
	41 The temptation	Matt. 4:1-11
	42 The temple cleansing	John 2:13-25
	43 The choosing of the 12	Matt. 10:1-4
	44 The Sermon on the Mount	Matt. 5-7
	45 The raising of Lazarus	John 11
	46 Death of John the Baptist	Matthew 14, Mark 6
	47 Confession of Peter and promise of the Assembly	Matthew 16
	48 The Transfiguration	Matthew 17
	49 The triumphal entry into Jerusalem	Matthew 21 Mark 11 Luke 19 John 12
	50 Events in the Upper Room	Matthew 26 Mark 14 Luke 22 John 13-14

	51	Yahshua's ordeal in Gethsemane	Matthew 26 Mark 14 Luke 22 John 18
	52	His trials	Matthew 26-27 Mark 14-15 Luke 22-23 John 18-19
	53	The Impalement	Matthew 27:35 Mark 15:24 Luke 23:33 John 19:18
	54	The Resurrection	Matthew 28 Mark 16 Luke 24 John 20
	55	His ten glorified appearances	Matthew 28 Mark 16 Luke 24 John 20-21
	56	Giving the Great Commission	Matthew 28:18-20
	57	The Ascension	Acts 1:9-11
	58	Pentecost	Acts 2
	59	Healing of a lame man by Peter and John	Acts 3:1-11
	60	Election of the first deacons	Acts 6:1-8
	61	Martydom of Stephen	Acts 7:1-60
	62	Conversion of Saul (Paul)	Acts 9:1-20
	63	Establishment of the Antioch Assembly	Acts 11:19-26
	64	Death of Jacob and deliverance of Peter	Acts 12:1-19
	65	Paul's first missionary journey	Acts 13:2-14:28
	66	The Jerusalem Council	Acts 15:1-35
	67	Paul's second missionary journey	Acts 15:36-18-22
	68	Paul's third missionary journey	Acts 18:23-21:16
	69	Paul's imprisonment in Rome	Acts 28:30
	70	The exile of John to Patmos and the writing of Revelation	Rev. 1:9

	<p>Use the big circles to put in the citations and the smaller circles to detail the event as seen on the Examples of challenges form. You can take any segment from the above list to create the timeline. You may even choose to do a more detailed timeline, for example, one documenting the events in Revelation. Remember to leave out at least one event for the participant to fill out. The challenge answers don't need to be word-for-word.</p>
<p>K.J In Cite ✓</p> 	<p>For this challenge the participant gets a quote (preferably a memorable one) and is asked to give the full citation for that quote.</p> <p>Try to add an effect of some sort to the quote to improve it aesthetically. If you use the Snipping Tool on your quote, and paste the quote as a picture then, you can add different nice effects on the Format tab to the quote if you're using Microsoft Word 2007 or later.</p> <p>We have a template you can use where we have used a scroll parchment for the quote. You'll have to contact the Living Way for this in the future.</p>
<p>K.K Take Note ✓</p>	<p>This challenge is similar to that above it. It involves notes being</p>

	<p>taken about a chapter is note style and the participant must try to work out what book and chapter the notes describes.</p> <p>Use the Font style Lucida Handwriting or another font which looks like hand-writing for the notes aspect of this challenge. We also used an image of a spiral notepad as a background for the text.</p> <p>See the 'Examples of challenges' gallery for a demonstration.</p>
<p>K.L Key Terms Boxed ✓</p> 	<p>Used a combination of the Microsoft Word 2010 SmartArt Square Accent List, Snipping Tool and Microsoft Word 2007 SmartArt Basic Block List.</p> <p>For this challenge, you have approximately 12 boxes. In those boxes contain a word, or a few words from a chapter in a book. The boxes are grouped by colour. The problem the participant must solve is which colour key is correct. The colour key only has one correct option, the others are false.</p> <p>See the 'Examples of challenges' gallery for a demonstration.</p>
<p>K.M Whereabouts ✓</p> 	<p>Write where about in the Bible a chapter starts in the Sacred Scriptures Bethel Edition. You have the option of L for left, CL for centre left, CR for centre right and R for right on the page</p>

because the SSBE hand-Bible-text is divided in to two columns on each page.

For example, Psalm 1 most should know starts on **centre right** in the SSBE Bible, which is the first column on the second (right) page.

Psalm 3 starts on the **right** of the SSBE on page 443.

Psalm 40 starts on the **centre left** etc.



The idea is that we are to pay more attention where chapters begin and this will sharpen our ability to be better witnesses, knowing where to find chapters on a page in the SSBE Bible.

A specific format has been created for this challenge which you should be able to obtain, Yahweh willing, by contacting the Living Way.

K.N Benediction buster (Difficult)



The editor used the Bible Lovers Pocket Companion Bible to assist with this challenge, but you can better still use the internet to find good benedictions. Once you have found one, you can use it for this challenge which basically just asks for the full citation. This challenge will help upcoming moderators of services to memorize good benedictions. You get **no** help with the citation and it should

	<p>follow the PO point system and be worth 2 points only for the entire citation.</p>
<p>K.O What a mess! ❌</p> 	<p>To create this challenge open your Bible and use a scanner to scan both the pages of your open Bible. You should be able to do this with one scan if you have an A4 scanner. Next, choose two paragraphs which you think you would be able to swap with each other and would still read reasonably well. Use an picture editing program to do this. Make the swap and then your challenge will be complete. The recipient will have to figure out which paragraph(s) have been swapped around. You are only to swap one paragraph with another as it would be too difficult otherwise.</p> <p>You should space out each paragraph equally so the recipient will have a harder time trying to figure out which paragraph has been replaced.</p> <p>Also, you will have to edit out the verse numbers.</p>
<p>K.P First Verse challenge ❌</p> 	<p>You get a quote from the first verse of a chapter in a Biblical book and the recipient must provide the chapter. The book in question should be included by the challenge creators.</p>
<p>K.Q Synopsis Sorter ❌</p>	<p>In this challenge, you can use something like 'CSB Study Bible: Notes', or 'Thompson Chain Bible</p>



Book Outlines', or 'The Bible Knowledge Commentary' or some other book that gives an outline of the books in the Bible. Take the main outline headings and jumble them up for the recipient of the challenge to sort out and put in their proper order.

Take for example this outline or Synopsis of the book of Amos:

Impending judgments on surrounding nations, Amos 1:3–15; 2:1–3.

(2) **Threatening discourses.**

(a) Against Judah, Amos 2:4–5.

(b) Against Israel, Amos 2:6–16.

(3) **The call to Israel to seek [Yahweh]** in sincerity, Amos 5.

(4) **Luxurious living** condemned, Amos 6:4–14.

(5) **A series of five visions.**

(a) A vision of the locusts, Amos 7:1–3.

(b) A vision of the fire, Amos 7:4–5.

(c) A vision of the plumbline, Amos 7:7–9.

(d) A vision of a basket of summer fruit, Amos 8:1–3.

(e) A vision of a smitten sanctuary, Amos 9:1–10.

(6) **The visions interrupted** by an attempt to intimidate the prophet, Amos 7:10–13.

	<p>(7) The prediction of the dispersion and restoration of Israel, Amos 9:9–15.¹</p> <p>You would jumble these up, removing the citations (but feel free to use the citations in the answers section). You may also just want to use the bolded headings in the above instance to simplify it down. The recipient of the challenge must order them correctly. They should receive 1 point for each correct answer (the PP point system).</p>
--	--

Challenge Type Description: L Challenges

L challenges are word challenges. They usually involve putting a word or words in the right place(s).

Challenge Letter and Name:






Explanation:




L.A Jumble Fix ✓










In this challenge, you get some text relating to the Bible or a quote from the Bible, or a quote from Elder Jacob O. Meyer (OBM) from a SNB or sermon: - however, they are highlighted words in that text that can be changed and swapped around with other highlighted words if need be. The participant of the challenge must rearrange at least one of the words in the text so that the text is correct.

¹ Frank Charles Thompson and John Stephen Jauchen, eds., [*Thompson Chain Bible Book Outlines*](#), Updated and Expanded., The Thompson Chain-Reference Bible (Indianapolis, IN: B.B. Kirkbride Bible Co., Inc., 1997), 2073.

	<p>There's an example on the Examples of challenges form. We use font style Times New Roman size 12, and add a black border around the text by using the Snipping Tool, pasting it in the document and then going to Format.</p>
<p>L.B Strong Concordance challenge     </p>	<p>They are three sub-challenges for this challenge type.</p> <ol style="list-style-type: none"> 1. Root word challenge, 2. Hebrew word challenge 3. Meaning challenge. <p>These are difficult challenges. Root word challenge is where the participant must write what the root word of a word is. This challenge would be best following a sermon which explained a root word.</p> <p>Hebrew word challenge is where the participant must tell us the Hebrew equivalent of the word in question. Again, this challenge would be best following a sermon which explains this.</p> <p>Finally, the Meaning challenge is where the participant must give the meaning of the word. This isn't dependent on listening to a specific sermon so is probably going to be the most popular choice. An example could be asking for the meaning of the word Laodicea.</p>
<p>L.C Pure Religious Vocabulary challenge</p>	<p>Using the Pure Religious Vocabulary section at the back of</p>

<p>✓</p> 	<p>your SSBE Bible you can write the definitions of the word and the participant must try to figure out what word the definition relates to.</p>
<p>L.D Bad Word challenge ✓</p> 	<p>For this challenge, you are to use http://worditout.com Or type 'word cloud' or 'word generator' in to Google. It puts words in to a word cloud in a aesthetically pleasing way.</p> <p>This challenge requires the participant to read through the word cloud and pick out a word, or more, that do not belong there.</p> <p>Now the word cloud should have text from either a Bible verse or Bible chapter of a book. You are to throw in at least one word that doesn't belong in that verse or chapter. It's that which the participant must find and identify.</p>
<p>L.G Scrabble Anagram ✓</p> 	<p>Using this link use the Scrabble/Tile font to create a anagram of a word. The word should be something Biblical like 'righteous' or 'covenant'. You'll have to mix up the letters before you type them in the font. The participant must then try to figure out what the word is. In other words, this challenge is just an anagram using the Scrabble font.</p>

	<p>You can use (ideally) the Snipping Tool or Printscreen to save the font as a picture and then insert it in to Microsoft Word. You shouldn't add any effects to it.</p>
<p>L.H Scrabble Anagram Buster (2 points only) ✓</p> 	<p>Same as above, but with multiple anagrams the participant must work out, ideally 3. To make this challenge a bit more difficult, it should be worth 2 points only.</p> <p>We have created a template for this.</p>
<p>L.I Scrabble Points Countdown ✓</p> 	<p>Same as challenge L.G, but the participant has to come up with the highest point scoring word in less than 1 minute.</p> <p>Because the scrabble font assigns each letter with a certain number (points) at the bottom right of each letter this can be done.</p> <p>The recipient of the challenge may time themselves using the timer on their phones.</p> <p>Work out your point system by using the PO point system explained on the instruction form. Using the following: +/- 1 PO / 3PO . 1 point for a certain amount of point scoring letters, and 3 points for using all of the letters. Use your own judgment.</p>
<p>L.J Scrabble Anagram Missing Word (Kids) ✗</p>	<p>For this challenge, you get a quote with one or more missing words in it. However, a scrabble anagram is given for each missing</p>

	<p>word to help the participant work out what each missing word is.</p>
<p>L.N Recollection Ranger ✓</p> 	<p>In this challenge, the participant is presented with a range of words and the participant must circle the words that actually appeared in the Bible verse, Bible chapter, literature or sermon. The words are written in different fonts, colours and angles.</p> <p>We have created a template for this challenge, which you may be able to get from the Living Way in the future.</p>
<p>L.O Which word(s) ✓</p> 	<p>On this challenge you get a quote and highlighted within that quote will be three words in the format "[word/word/word]". These words may be synonyms, they may sound very similar, or have very similar definitions, but one of those words is the correct word for the quotation and the participant must remember which one was the correct one.</p>
<p>L.P In Hebrew ✓</p> 	<p>The recipient of the challenge gets a Hebrew word and they must recall the English equivalent of that word.</p>
<p>L.Q In Greek ✗</p> 	<p>The recipient of this challenge gets a Greek word and they must recall the English equivalent of the word.</p>

L.R Misquoted (Hard) ✓



Similar to challenge L.A but harder. On this challenge, the recipient gets a quote that has been misquoted. With no options to choose from, the recipient must identify the misquoted words and replace them with the correct words. There is no help given to the recipient as to which words are incorrect.

L.S Marker ✓



For this the recipient gets a quote which is divided up by sentences. At the end of each sentence is a tick and a cross. The recipient must go through the quote and circle the tick, or the cross depending on whether they think the sentence has been quoted correctly or not.

For the WhatsApp version of this challenge, recipients of the challenge will refer to each sentence as 1st sentence, 2nd sentence etc. and use the WhatsApp emoji symbols of the tick and cross next to each one depending on whether they think the quote has been quoted correctly or not.

L.T Sermon Title challenge ✓



In this challenge, there are three different difficulties. In all three, the recipient of the challenge must work out what the sermon title is. Some, most or all of the words in the sermon title will have been replaced by numbers. Everything except the first letter in the word. The numbers will tell the recipient of the challenge how many letters are in that word.

An example would be the following:

M(6) Good Use of Our T(7).

The sermon title is Making Good Use of Our Talents. You can see that the first word in the sermon title has 6 letters and begins with the letter M, whilst the last word has 7 letters and begins with the letter T.



The exact format that you use is the following. In Microsoft Word 2007, you can go to insert symbols and then go to Font and select the MS PMicho font. If you scroll down you'll find numbers encircled in a circle. Use them to create the missing word numbers, as shown below. Also, use that font to write the sermon title.

If you are creating this challenge, each word which is abbreviated to just their first letters and numbers, should be colored in a different color. Don't worry about those words that aren't missing.

So, as in the above case, M(6) could be colored red, whilst T(7) blue. The other words would just be black.

Stick to this when you create your answers part to the challenge.

After inserting the number symbols and changing the colours,



	<p>the editor changed the font to Franklin Gothic Medium as it looks nicer.</p> <p>Again, there's an example on the 'Examples of challenges' gallery.</p>
<p>L.U Whirlpool ✓</p> 	<p>Here you get a quote that spirals round in to the centre like a whirlpool. However, the difficult thing is, the words are all mixed up. You have to rearrange the words, so the quote reads correctly. We've created a good template for this already. The effect can be created in Microsoft Word. Hopefully, you'll be able to contact the Living Way for this template in the future, Yahweh willing. In this challenge, to make it a little easier, the verse number and first word is colored red, while the last word is colored green and the citation is given. When you are creating this challenge, be careful to keep words with punctuation marks after them, together.</p>
<p>L.V Word Detective ✗</p> 	<p>Get a word, like (say) 'liver' and you have to choose from 5 citations which citation the word came from. The answer part should include the quote. To make this challenge easier all the citations should come from different books. In the Kindle version of the Sacred Scriptures Bethel Edition Bible one can search for words in the key search so you should be able to create this challenge quite easily.</p>


Challenge Type Description: M Challenges

M challenges are creative writing challenges. These challenges cannot be marked as such so they are simply additional activities people can do. However, the AOY may want to publish some creative writings in the LWYMagazine, as it is understood poetry and other works have appeared in the LWYMagazine in the past.

Each LWYMagazine could have a challenge to create some creative writing and request users to send their creative writing in by email to the Living Way and that's how they could get published in the LWYMagazine.

However, even if you choose to do this, you must use the Create a Challenge form. All you will need to use is the first row in the question challenge table to put the challenge letter code and the challenge name and the fifth row, to put your text.

Challenge Letter and Name:	Explanation:
M.A Poetry (no points) ✖ 	This could include any poems written by those affiliated with the AOY.
M.C Put Yourself In Their Shoes (no points) ✖ 	For this activity, one has to write a story but based on a story in the Bible and the main character should come from the Bible. An example could be Yahshua the General. You put yourself in his shoes, so you tell the story of the conquest of Israel in first person as if you are Yahshua the General. Alternatively, you could make up a story about the Kingdom, what it's like, what you do etc...

	Either way, the story must be written in first person.
M.D Song writing (no points) ✗ 	For this challenge, you try to come up with a song to glorify Yahweh. Although this is specifically for people who know how to write music, if you don't know how to write music, you can still give this a go by just writing the words to the song.

Challenge Type Description: N Challenges

N challenges are AOY literature challenges and quizzes. They specifically relate to AOY literature.

Challenge Letter and Name:

Explanation:

N.B Book challenge ✗



A question regarding an AOY book.

N.C AOY Book reading club NA ✗

If the AOY ever start a AOY book reading club, then challenges regarding that should be put under this challenge letter code.

N.E Statement of Doctrine quiz ✓



They are several sub-challenges you can use in a quiz. Do not use more than three sub-challenges for the quiz. The sub-challenges are:

1. Quote back challenge
2. In Cite Challenge
3. Which section?
4. Subject & Page
5. Missing Word
6. Is this correct?

7. Statement of Doctrine sort

In Quote back challenge, you get given a SOD point number and you have to quote back the **first** sentence of that point number word for word. You may do clues showing the first letter of each word and it's approximate word length by adding underscores, to make it easier for the recipient.

In the In Cite challenge, you take one to two sentences from one of the 24 points in the SOD and the participant is asked to cite at least one citation - used in that sentence to back it up. An example could be Point 2 in the SOD, the first sentence. Citations Deut 6:4, Matt 4:10 and 1 Cor. 8:4-6 is used. If the participant was doing this challenge, if they cited any of the above, they would get full points. In the answers section of this challenge, write "Any of the below" with a list of the citations.

In Which section? Challenge, the participant gets a quote from any section of the Statement of Doctrine, such as Spiritual Life in the Assemblies of Yahweh and the participant must write down the section the quote comes from and the paragraph number or point number. The page number is provided in the answers section.






In Subject & Page the participant gets a subject such as Baptism or Qualifications for Membership of the Assemblies of Yahweh and the participant must give the page number(s) to which that subject is addressed in the **pocket** statement of doctrine.

In the Missing Word challenge, you get a quote from the SOD – preferably but not necessarily from a section other than The Basis of Our Faith - with some words missing i.e. 1 – 3 words missing. The participant must try to figure out what the missing words are.

The second to last sub-challenge is Is this correct? Here, the recipient of this challenge will get a quote, or perhaps a misquote from the SOD, of which the recipient will have to answer the question, Is this correct?

For the last sub challenge is Statement of Doctrine sort. A quote is taken from a different point number in the Basis of Our Faith section and arranged in a jumbled order. The recipient of the challenge must re-order them in their chronological order by point number.

We have a template for this which you should be able to contact the Living Way for, Yahweh willing, in the future.

<p>N.H Sacred Name Broadcaster Quiz ✖</p> 	<p>Any three – five questions regarding an SNB, preferably the latest one. Refer to the SNB by the issue date i.e. 5/23, and mention the article titles that your questions are taken from.</p>
<p>N.I Image description ✖</p> 	<p>In this challenge a image is given, usually a photograph, and the recipient of the challenge must write down what the image is of.</p> <p>The image may come from an AOY book, such as the pictures in the Commentary of Revelation book, or Israel In The Wilderness or an SNB (i.e. the front cover).</p>
<p>N.M Bible Reading Program Quiz ✖</p> 	<p>3 – 5 questions relating to the current Bible Reading Program (BRP). Remember, you may need to choose your questions for the BRP two or more weeks in advance considering whenever your challenge will appear in the Living Way magazine.</p>
<p>N.O Tract quiz ✖</p> 	<p>3 – 5 questions regarding an AOY tract.</p>
<p>N.Q Correspondance course questions ✖</p> 	<p>To create this challenge, take three questions from a correspondence course and use them in this challenge.</p>
<p>N.R SNB Subheading Swap ✔</p>	<p>In this challenge, you get all the sub-headings from an article, possibly using the Snipping Tool,</p>



and you have to list them in the correct order.

We have created a template for this challenge which you should be able to obtain by contacting the Living Way.

Best if based on the latest SNB article, or within 3 months.

N.S SNB Pull Quote challenge ✓



The Sacred Name Broadcaster has pull quotes which is a typographical technique in which an excerpt or quote from the article is reprinted within the article in larger text and using a different formatting style so that it jumps out at the reader. Common in magazines and newspapers, they are easily spotted as a chunk of text which is set apart from the rest of an article. For this challenge, you get the picture of the pull quote from the SNB (ideally using the Snipping Tool) and the recipient of the challenge has to try and think what the article name was which the pull quote was taken from. Should follow the PP point system. Should be based on the latest SNB uploaded to the AOY site, but it can be simply a recent SNB, not necessarily the latest one. Please request the template we have created for this challenge to see an example.

N.T SNB Cataloguer NA ✓

For this challenge based on the latest Sacred Name Broadcaster, you get a list of different articles, some from previous Broadcasters



and the rest from the current one. The recipient of the challenge must put a tick next to the articles that they think appeared in the most recent Broadcaster. Try to use article names that may sound quite similar to make it a bit more difficult.

We have a template for this challenge.

Based on the most recent SNB.

Challenge Type Description: O Challenges

O challenges are Seasonal challenges, so as depend on the pagan season or holy season either coming up or presently here.

Challenge Letter and Name:

Explanation:

O.A Seasonal challenge ❌



Depending on the current season, a question about a holy day/festival or about a pagan day/festival.

O.B New Moon challenge ❌



A question about the Hebrew month that is coming, or that we're presently in.

O.C Holy Day challenge ❌



Specifically, a question about a Holy Day. Useful if you want 1 challenge about a pagan day using challenge letter code O.A and one about a holy day, using this challenge letter code O.C.

O.D The sacred calendar ❌

There is a Jewish calendar, but only the AOY has it right when it



comes to the proper timing of the sacred months because we calculate the calendar properly. Each month has a name. The **set question** for this challenge is as follows:

“Write down the name of the Hebrew month we were in on [(say)] February 5 2016”

In the above example it would most likely be the month Adar.

Of course, you would change the date accordingly, preferably to a date which took place within the past 3 months. This is an excellent challenge to make people more aware of the sacred calendar.

The editor used the Bible Lovers’ Pocket Companion Bible, p. 110. There is listed all the Jewish months from Abib, the first month in the year to Adar. You’ll notice that they are at least four cases where they are more than one name for a month so bear that in mind when you write your challenge answers.

O.E What Happened? ✓



For this challenge you get a date like the 23rd of the third month of Sivan and the recipient of the challenge must think of the or a event that occurred on that day. In this instance Mordecai sent letters for the Jews to defend themselves in Esther chapter 8. Recipients of the challenge don’t

	need to give a citation, just the event that took place.
--	--

Challenge Type Description: Q Challenges

Q challenges are challenges which involve media. The specific title of these challenges are Listen and Watch challenges. They require to do either one or both. They require connection to the internet to access the media file, or else the media file(s) can be sent via disk etc. These challenges might be posted periodically on the Living Way Facebook page.

Challenge Letter and Name:

Explanation:

Q.A Psalm song ✖



The psalms are actually songs. To create this challenge you will have to select a psalm in the Bible and turn it in to a song, using the lyrics from the psalm. This can be difficult, and it's unlikely you'll just be able to stick to the words in the Psalm, but try to stick to it as much as you can. The question is, can you sing? If not, it doesn't really matter. There is at least one artist known to turn Psalms in to songs called Esther Mui. You may not want to reinvent the wheel and take your inspiration from that, replacing the pagan names with the Sacred ones. Record your song, then attach it in an email with your Create a challenge form and in the Create a challenge form write: Figure out which Psalm this song refers to in the Bible. Also write, see attachment with the title/name of the attachment. For the answer section, write the Psalm that the song was taken from.

Q.B Song review (no points) ✖



Similar to a peer review, some songs may be asked to receive multiple reviews so the author of the song can find out how good it is with lots of constructive criticism. You may be able to contribute to this yourself via the Music Making category, by creating a song to Yahweh. If this challenge letter code is found in the Living Way Magazine, you'd need to write out the link provided into the URL on the internet to listen to the song and then write in the comment section your feedback of the song. If an interactive version of the challenge, you would just write your review in the document.

Q.C Responder ✖





A conversation in the Bible is heard in this audio file **along** with, in the background, noise of what's going on around them. You will need some expertise in audio creation to do this.

One example of this could be David and Goliath's pre-fight where David asks someone what the commotion is and later his brother rebukes David for being a mischief maker.

In the background of this could be heard Goliath's taunting saying things like 'Come on! Weaklings!' etc Taken from 1 Samuel 17:25-30.

The challenge is a closed one which means the recipient would

	<p>have, in this case, a three option list to what the next response is in the conversation.</p> <p>In the example given here, David's brother could of said (say):</p> <ol style="list-style-type: none"> 1. Why have you come down? 2. What are you doing here? 3. Where is our food?
<p>Q.D Listen carefully ❌</p> 	<p>This challenge is strictly sounds that you hear, which may include voices too. The recipient of the challenge must work out what passage of scripture the sounds refer to. The sound of foxes squealing, and fire quenching the grain could indicate for example Judges 15. You may want to allow people to look through their Bibles, or give them some kind of clue.</p>
<p>Q.E Listen up - songs ❌</p> 	<p>For this challenge, you hear one of the AOY songs being played without the words and the recipient of the challenge must tell us what the song title is. Challenge creators to use the AOY songbook songs on the AOY site (the organ pieces) as the media files. The recipient of the challenge should get no help coming up with the correct song title. Note that to make this challenge more difficult it may simply be a clip from the song.</p>
<p>Q.F Listen up - sermons ❌</p>	<p>Listen to a clip from a sermon by Elder Jacob O. Meyer (OBM) and have to, from multiple choice,</p>



choose what sermon it was from. The sermon selection should all be from the downloadable sermons selection on the AOY site rather than simply the streaming. This will encourage all to familiarize themselves with those sermons.

Challenge Type Description: S Challenges

S challenges are Sweet challenges. We call them 'sweet' because they're short, succinct challenges, usually of quotes of about one verse, which the recipient must use to get an answer. These challenges were originally created to elevate words of wisdom especially from the Proverbs.

There is a specific format we use for Sweet challenges, encasing the quote in a medium thick border, depending on the Sweet challenge, a specific border color.

We have a couple of templates available which you should be able to contact the Living Way for in the future, Yahweh willing.

Challenge Letter and Name:

Explanation:

S.A Sweet Psalmist ✓



The recipient of this challenge gets a quote from a Psalm and must write down the Psalm chapter of where they think the quote comes from.




S.B Sweet Proverb ✓



Same as above, but from the Proverbs.

S.C Sweet Ecclesiastical ✓

Same as challenge S.A but taken from the book of Ecclesiastes.

	
<p>S.D Sweet song ❌</p> 	<p>Same as challenge S.A, but taken from the AOY songbook. The recipient must give the song name to answer this challenge.</p>
<p>S.E Sweet Sacrifices ❌</p> 	<p>In this challenge you get a list of sacrifices offered during a specific event or a holy day and the recipient must work out what event or holy day the event or holy observance was. And in some instances, what day of that event it occurred.</p>

Challenge Type Description: T Challenges

T challenges are called Building Character challenges as they are all about people in the Bible.

Challenge Letter and Name:

Explanation:

T.A Character quiz ❌



On this challenge, usually three questions are asked about a Biblical character in the Bible. You can also add a bonus question worth an additional 2 points.

Try to choose Biblical characters less well-known.

T.B Notable women challenge ❌



This is specifically a challenge which focuses on women in the Bible, but is apart from that nearly identical the challenge above.

T.C Who am I? challenge ✓






To create this challenge, choose any Biblical character and write a description or an aspect of the character in first person, in past tense, as if you are the Biblical character and are re-telling the story. The recipient of the challenge will have to try and figure out who the Biblical character is from what you have written. They get 1 point for getting the name, and 2 points for getting who he/she descended from, such as Yahshua (1 point), the son of Nun (2 points). If there isn't a lineage provided in the Bible, then they should get just 1 point for the name.

We created this challenge by first writing out the perspective from the Biblical character in font Calibri and font size 18. Then, we used the Snipping Tool on the text leaving a border around the text of a few centimetres. Afterward, we copied the 'Snippet' to Microsoft Word again, double clicked on it and chose the Soft Edge Oval effect in the Format tab. This way, some of the words are cut off and it makes it more difficult figuring out what is said. This we used Word 2007. Please, if you can, stick to this format.



T.D Character connector ✗









People in the Bible met other people in the Bible. In this challenge, the participant is given a Biblical character and below that a selection of Biblical characters and they must put a tick or cross

	next to the characters who met each other in their lifetime.
T.E My journey ✘ (This challenge is now covered by challenges F.A and F.L)	.
T.F Name Them ✔ 	In this challenge you get a citation (not including the verse) such as 1 Samuel 2 and you must give the names of a certain number of characters mentioned in that chapter. The creator of the challenge must decide how many characters the recipient must name. In this example you could say Hannah, Samuel and Eli.
T.G Family Focus ✔ 	Inspired by scriptures such as Numbers 26, in this challenge you get a list of different families within a tribe and have to remember what tribe they belonged to.
T.H Personage Problem ✔ 	In this challenge, you have a description, perhaps just one thing, that that person in the Bible did and the recipient of the challenge must select from multiple choice (3 choices) who did that thing out of the names given. This will help us be well-versed in what different people in the Bible did. An example could be: This individual was light of foot, and pursued a commander-in-chief but did not heed words to

	<p>obtain armor and was struck down by the hinder part of a spear.</p> <p>Who does this individual refer to:</p> <table border="1" data-bbox="810 416 1385 560"> <tr> <td>Absalom</td> </tr> <tr> <td>Abner</td> </tr> <tr> <td>Asahel</td> </tr> </table> <p>We have created a template for this.</p>	Absalom	Abner	Asahel
Absalom				
Abner				
Asahel				

Challenge Type Description: W Challenges	
W challenges are Names, Titles and Places challenges.	
Challenge Letter and Name:	Explanation:
<p>W.A Titles of Yahweh ❌</p> 	<p>They are various titles assigned to Yahweh's name such as Yahweh Ropheca. In this challenge, the question is asked, What is the title assigned to Yahweh's name which means Yahweh heals etc. Or, Yahweh sanctifies etc. The participant of the challenge must then write in the title.</p>
<p>W.B Titles of Yahshua ❌</p> 	<p>They are various names and titles given to Yahshua, such as the bread of life in John 6 and the Branch of righteousness in Zechariah 3:8. For this challenge, the recipient of this challenge gets a citation and then has to write what name or title is given to Yahshua in that scripture.</p> <p>An example would be: What name or title is given to Yahshua in John</p>

	<p>10:7? The answer is Door of Sheep.</p> <p>They are many titles and names given to Yahshua. To create this challenge, you may have to do a search on the internet for them. The editor used Bible Lovers' Pocket Companion Bible, p 92-97.</p>
<p>W.C Names of the Twelve Apostles ✖</p> 	<p>For this challenge you can ask any question relating to the twelve apostles including: name the twelve apostles. You could ask other questions such as, What was the name of the apostles that were brothers? Or, Which two apostles had the same first name? etc.</p>
<p>W.D Titles of Satan ✖</p> 	<p>For this challenge, you should ask a question relating to any title given to Satan, such as Beelzebub (Mat. 12:24) or Dragon (Rev. 12:7-9).</p> <p>Do a search on the internet for Titles of Satan if you get stuck.</p> <p>The editor used Bible Lovers Pocket Companion Bible p. 100.</p>
<p>W.E Titles of the Assemblies of Yahweh ✖</p> 	<p>If you're doing a search on the internet for this, then you'll get better search results for 'titles of the church'. You can ask any question about the titles of the Assemblies of Yahweh.</p> <p>The editor used Bible Lovers' Pocket Companion Bible, p 99.</p>

	<p>An example of a question could be, What is the title given for the Assemblies of Yahweh in 1 Cor 12:27 and Eph 4:12? The answer is the Body of the Messiah.</p>
<p>W.F Titles of the Holy Spirit ❌</p> 	<p>The editor used Bible Lovers' Pocket Companion Bible, p 98 for help to create this challenge. There is a list of titles given to the Holy Spirit. An example of a question would be, Name 5 titles given to the Holy Spirit.</p>
<p>W.G Sacred Name and Titles (Previously Divine Name and Titles) ❌</p> 	<p>The following titles are claimed to be divine titles, however we will use the term Sacred titles: El, Eloah, Elah, Elohim, I AM THAT I AM, Yah, Yahweh and El Shaddai (we've excluded Adoni and Adonahy from the list given in the Bible Lovers' Pocket Companion Bible, p89 – p90.)</p> <p>An example of a question could be, how many times is the abbreviated form of Yahweh's name, Yah, found in the Hebrew scriptures. The answer is 49.</p>
<p>W.H Names of stones ❌</p> 	<p>These can include questions about stones in the Bible including precious stones. The editor used the Bible Lovers' Pocket Companion Bible, p 120-124.</p> <p>An example of a question could be, Name one stone encrusted in to the first row of the breastplate of judgment, or, What place in the Bible did Jacob use a stone for a pillow?</p>

W.I Names of people ✖



The editor used Bible Lovers' Pocket Companion Bible, p 135 – 182.

You can ask any question regarding the names of people in the Bible. Be careful on this as different names can have the same meaning or multiple meanings.

An example of a question could be, What does the name Amos mean? The answer is weighty or a burden.

W.K Names of mountains ✖



The editor used Bible Lovers' Pocket Companion Bible, p 129.

You use this challenge letter code to ask any question about a mountain in the Bible. An example could be, What mountain did Yahweh speak the Law from, or, What is the name of the mountain which Abraham was to sacrifice his son from?

W.L Names of beasts, creeping things, insects and birds ✖



The editor used Bible Lovers' Pocket Companion Bible, p 126 – 128.

Here you can ask any question relating to beasts, creeping things, insects and birds. An example could be, What creature did Yahweh use to punish the Egyptians in Exodus 8:3?

W.M Trees of the Bible ✖



The editor used Bible Lovers' Pocket Companion Bible, p 124 – 125.

Any question regarding a type of tree mentioned in the Bible will do.

Challenge Type Description: X Challenges

X challenges are called Miracle Riddle Parable Challenges. The **riddle** challenges (only the riddle challenges) belonging to this challenge category have a specific format of text inside a rectangular light grey box.

These challenges were created by the editor as riddles which the recipient of the challenge must try and figure out. It was inspired by Samson's riddle he put forth to the Philistines.

Usually the riddle rhymes.

To create the effect we use in Microsoft Word 2007, just come up with the riddle, type it out, ensure it covers no more than a 1/3rd of the width of the document (you can use a text box if you like). Once you have done this, use the Snipping Tool to take a picture of it, then copy it back to Microsoft Word. Double click on it, then under the Format tab, go to Picture Effects and then scroll down to Bevel. Choose a Bevel from there..

Challenge Letter and Name:

Explanation:


X.A Middle Riddle Challenge ✔



To create this challenge, you take any miracle in the Bible, and you turn it in to a riddle.

An example could be the following:

"Sea,
On either side of me,
Fish, swimming, I can see,

	<p>Chariots charging carelessly, Yahweh fights for you and me.”</p> <p>The recipient of the challenge must not only figure out what the miracle is referring to, but also give the book and chapter to which the miracle is mentioned in the Bible. Note that some miracles are mentioned in more than one book. In that case, the recipient would just need one correct citation to get the points.</p> <p>There’s an example of the challenge on the Examples of challenges form.</p>
<p>X.B Parable Riddle Challenge ❌</p> 	<p>To create this challenge, you do the same as the above, but this time you take a parable in the Bible and turn it in to a riddle.</p> <p>The recipient of the challenge must give the book and chapter of the parable once they’ve worked out what parable the riddle refers to.</p> <p>Remember, that the same parables are sometimes mentioned in multiple books, such as Matthew, Mark, Luke and John. If the recipient gets one correct book and chapter they should get full points but you’ll need to list all the instances the parable is mentioned in the multiple books or places.</p>
<p>X.C Miracle Riddle Term Challenge ❌</p>	<p>In this challenge it’s a riddle again, but of a specific object. The</p>



recipient of the challenge must name the object the riddle refers to.

The riddle cannot mention the object's name.

Examples are things such as Samson's hair, the cup of blessing etc...

It can be a name of something or term, such as the following:

*I will eat you up
I can be worn as a mantle
I can stir up*

What am I?

The answer is zeal according to 2 Corinthians 9:2, Isaiah 59:17 and Psalm 69:9. Use the Bible scriptures to create a riddle asking for the name or term the riddle refers to.

X.D Event Riddle Challenge ❌







In this riddle challenge, you create the challenge by choosing an event in the Bible and turning it in to a riddle.

An example could be the following:

"With its Jaw, It killed a host, With its Jaw, 1,000 most."



This refers to Samson's battle in Judges 15. The recipient of this challenge would have to name the event for 1 point and give us the

	<p>book and chapter for a second point i.e. Samson's battle against the Philistines with a jawbone at Ramath-Levi (1 point) in Judges 15 (1 point).</p>
<p>X.E Prophecy Riddle Challenge ❌</p> 	<p>For this challenge, you can take any prophecy in the Bible and turn it in to a riddle.</p> <p>The recipient of the challenge would then have to try and work out what book and chapter the prophecy relates to i.e. Isaiah 66:(12-24).</p>
<p>X.F Yahshua's Miracles ❌</p> 	<p>Yahshua performed myriad miracles. Unlike the challenges before this in this category, this challenge is not a riddle and doesn't therefore have the same format as the previous challenges. In this simple challenge the question is to be asked, 'What miracle did Yahshua perform in [insert book, chapter and verses]?'". Check the Examples of Challenges PDF to see an interesting layout of this challenge in August 2016.</p> <p>To really spice this challenge up, you can add pictures or more accurately, symbols, to give clues as to what miracle took place.</p> <p>For example, John 2:1-11 could have the following symbol</p> <p> ,</p> <p>which is a symbol of a glass of wine. It simply depends how</p>

	difficult you want to make the challenge. Because the Living Way is for the youth, it is recommended you do use picture symbols for the youth.
<p>X.G Miraculous ❌</p> 	To create this challenge is straightforward. You simply get a quote from the Bible of a miracle and the recipient must determine what book and chapter the quote comes from. Use the PA point system. Book should be worth 1 point and chapter 2 points.

Challenge Type Description: Y Challenges

Y challenges are Number challenges. They relate to numbers mentioned in the Bible and their significance.

Challenge Letter and Name:	Explanation:
<p>Y.B How Long? ❌</p> 	To create a How Long? Challenge you have to find something in the Bible that took a certain amount of time and begin the question with, How long... . An example could be, How long did Noah spend building the Ark?
<p>Y.C Time of day? ❌</p> 	To create this challenge you have to find something in the Bible which took place at a certain time of day and then ask a question around it. Whether that be something that took place at the sixth hour, ninth hour, or at noon, or early morning – whatever the case.

Y.D What year? ❌



This isn't related directly to the Bible. It's related to historical datings. You can use this challenge to ask any question relating to AOY history, or Biblical history beginning the question with, What year....

An example could be:
What year was the Second Temple destroyed? Or, What year was the AOY chartered?

Y.E How old? Challenge ✔



To create this challenge, you need to know how old people in the Bible were when an event happened. An example could be, How old was Isaac when he took Rebekah to wife? Or How old was Isaac when his two twin sons Jacob and Esau were born?

Y.F Number That ✔









This challenge has a different format to that of the above. Go to the 'Examples of challenges' gallery for a demonstration.

For this challenge, the recipient of the challenge gets a number and are asked to give one example of a quote or instance in scripture where that number was used.

An example could be the number 42. 1 answer could be 'Used when Elijah cursed a gang of youths and 42 young boys were killed by bears'.

In other words, to create this challenge, you pick a number mentioned in the Bible and the

	<p>recipient of the challenge must come up with one instance in the Bible where that number is used.</p> <p>You may use fractions too. (You can use the font MS Reference 2 for fractions)</p> <p>You can search the SSBE on Kindle for numbers like forty two or any other number, or use BibleGateWay.com and search the ASV Bible for the number you had in mind to get a list of the instances it appears. You want to choose a number that isn't used too frequently so you can reduce the amount of answers to choose from.</p>
<p>Y.G Number Grouping (1 point only) (Hard) ✓</p>      	<p>For this challenge, the recipient of the challenge gets a list of numbers and they have to figure out what event or book and chapter in the Bible those numbers refer to. For example, if one got the numbers 7, 600, 3, 40 and 150 these numbers together can be related to Genesis 7 or Noah's Flood (7 and 7 clean beasts, Noah was 600 years old, 3 wives [of Noah's sons], flood was 40 days and waters prevailed 150 days.) Use the SmartArt Interconnecting Rings.</p> <p>If you are hand drawing this challenge, it might be an idea to use a stencil to write the numbers in different colours, and each number in circles. Another</p>

	possibility is cutting out numbers out of a magazine and sticking them down. But you may express this challenge how you wish.
--	---

Challenge Type Description: Z Challenges

Z challenges are relating to the Biblical Law. Any question regarding the commandments of Yahweh should be contained under the **Z** challenge letter code category.

Challenge Letter and Name:

Explanation:

Z.A Law Quiz ❌



For this the recipient of the challenge gets 3 questions relating to the Law of Yahweh.

Z.B Law challenge ❌



Law challenge puts the recipient of the challenge in a scenario. It gives the recipient a multiple choice and the recipient of the challenge must decide which decision would be correct based on the Law of Yahweh.

An example could be the following:

Anyah has found a job at a building site. She has prayed every day that her colleagues would speak the truth to her so she can do her job safely and without anxiety.

One day, she is working in a site which contains the hazardous substance asbestos. Anyah is in the room when someone begins to drill in it. She thinks she remembers from her induction

that asbestos should be left undisturbed and could cause long-term health problems.

She asks the worker she's been placed under about her concerns but he tells us there's less than 0.01 chance this can harm her.

Should she:


- a) Listen to the worker and continue her work, as she has already prayed about this and has asked Yahweh to have the workers give her the truth. Would not listening to the worker be the same as not having faith in Yahweh?
- b) She run away out of the site to be safe
- c) Stay where she is and pray


The answer is b because of Deuteronomy 6:16.




Z.C Law Pointer ✓



Use two small quotes of just a few words each out of a Law in the Torah. The recipient of the challenge must give the citation where the words which come from a Law appears in the Bible. Because some Laws are repeated in the Bible and to prevent confusion, the recipient of the challenge should be given three citations with which to choose from. The editor used the Converging Arrows SmartArt to create the quote aspect of the challenge and used a table and a

	<p>box, cross and tick symbols from a font, you can use Windings, to create the multiple choice. There is an example of this challenge on the 'Examples of Challenges' gallery.</p>
<p>Z.D Dietary Ingredients Spotter</p> <p>✓</p> 	<p>In this challenge, one gets a scan or photo of a product label and the recipient of the challenge must identify by circling the ingredients that may be questionable or unclean. Questionable ingredients should be circled in one color, unclean another. This will help to refine us to be conscious of ingredients in products. If the product has kosher symbols, vegetarian symbols etc. include this in the challenge too. For the answers part, have the ingredients that are questionable or unclean circled in two different colors also but also explain why each is questionable or unclean. The challenge instructions should be something like: "You are considering purchasing the following product however it may have some ingredients which are either questionable or unclean. Circle the questionable ingredients in one color and the unclean ingredients in another."</p> <p>For AOY WhatsApp group version of this challenge, recipients of the challenge will just have to write out the ingredients which they</p>

	<p>think are, or may be, unacceptable.</p> <p>If you are drawing this challenge from scratch, you are free to create your own product label with ingredients that you choose.</p> <p>You may also have the sub-challenge <i>Sabbatical Year</i> where you could ask your questions based on how long in to the theoretical Sabbatical Year one is, realizing that the cut off dates for certain things occur at certain times of the year.</p>
<p>Z.E Law Magnification ✓</p> 	<p>It pleased Yahweh to magnify the law and make it honorable. In this challenge, we play on the fact that principles and lessons can be derived from the laws. You are to write a lesson or principle that can be derived from a law that you choose and then give three citations to what those lessons or principles were derived from. The citations must refer to Biblical Laws. An example would be the following: This Law magnified could mean those who are nearest to a problem should take responsibility for it. If you got citations to choose from as being Deuteronomy 21:15-17, Deuteronomy 21:22-23 and Deuteronomy 21:1-9 the answer would be Deuteronomy 21:1-9. This will get us really thinking about the deep meaning of the Laws in the Bible. This challenge should follow the PO point system</p>

	(1 PO/ 2 PO) and the option should be there to look in one's Bibles, but if they do so, they will automatically lose a point but they can still gain a point for the challenge if they get it right.
<p>Z.E Policy Protector (2 points only) (Kids +) ✖</p>   	<p>In this challenge, you get a question about one of the Assemblies of Yahweh policies and you have to answer in the affirmative to agree with what is said about a policy of the AOY, or answer in the negative to disagree. One question for example could be, Do the Assemblies of Yahweh wear shorts above the knees? The answer is no. You must have the supporting evidence as a quote from what Elder Meyer has written in the answers section. This is a useful one to uphold the AOY policies and especially to raise awareness of the AOY policies, to remind all the brethren and sisters and help those who are new to the faith.</p>

Last challenge added:

- 30.01.23 **D.M** Match the song number
- 24.02.23 **D.N** Match the song title
- 24.02.23 **T.G** Family Focus
- 24.02.23 **Q.E** Listen up (songs)
- 24.02.23 **Q.F** Listen up (sermons)
- 23.04.23 **T.H** Personage Problem
- 23.04.23 **C.N** Color In (no points) (Kids)
- 02.05.23 **L.U** Whirlpool
- 03.05.23 **D.O** Match the sermon

- 04.05.23 F.P In Between
- 14.05.23 K.P First Verse challenge
- 14.05.23 K.Q Synopsis Sorter
- 14.05.23 N.R SNB Subheading Swap
- 14.05.23 N.S SNB Pull Quote challenge
- 14.05.23 N.T SNB Cataloguer
- 22.05.23 L.V Word Detective
- 22.05.23 O.E What Happened?
- 22.05.23 C.O Spot the difference
- 22.05.23 I.P Letter Find
- 28.05.23 E.U Locomotive
- 04.06.23 C.P Hebrew Imagery
- 20.07.23 G.H Chapter Chaser
- 22.08.23 I.Q Blurry Battle
- 30.11.23 A.N Summary
- 30.11.23 C.Q Pictionary challenge
- 30.11.23 Z.F Policy Protector
- 21.01.24 H.F Read-a-long
- 27.04.24 H.R The Glassy Sea club
- 27.04.24 H.S IST Year club

Advice:

This form lists all the challenges we've devised for the Living Way Youth Program. We will keep trying to add to this list as we think of more challenges. Above, we have the latest challenges added to this document. Use this document to choose what challenge you would like to create and start creating! We have designed templates for many of these challenges which will be available to online volunteers and hoped to be made available so you could contact the Living

Way for them. Need any help? There's an Instructions form on www.messianicisraelite.com

Thanks in Advance!

"...and let us consider one another to provoke to love and good works."

Hebrews 10:24

Sacred Scriptures Bethel Edition

"May Yahweh challenge us daily to do His Will..."

The Seven Lamps of Yahweh

Elder Jacob O. Meyer

www.messianicisraelite.com

"Open the door"

Hoped to be part of the:



DISCLAIMER: This site has not yet been endorsed by the Assemblies of Yahweh and is not a part of the Living Ways Youth Program. The editor has built this site to be part of the Living Way Youth Program, a program of the Assemblies of Yahweh (Bethel, PA)