

MESSIANIC ISRAELITE

Music Makers:



(lastmodified=11/12/23)
(lastmodified=13/04/24)

About this form:

This is an instructions form for **Music Makers**.

General overview:


Music is a big part of the worship of Yahweh. Here, you'll find instructions on how you should go about Music Making if using the internet to assist you creating, making, singing and then offering music to Yahweh, ideally with others for free.

Instructions:

making music

The Bible teaches that the Holy Spirit can be encouraged through spiritual forms of music (2 Kings 3:15). Worshipping Yahweh is also done by praising Yahweh and we are the Word to *sing* praises to Yahweh. They are different ways you can go making. The main ones are listed below:

1. Take up a songbook in your home and sing the AOY songbook Yahweh throughout the week with the AOY music that they supplied (The AOY have kindly made available the AOY music on their site. Members can login, go to members > live service stream and then 'Download SongBook' under the Bulletin section.)
2. Use the AOY songbook to create your own rendition of AOY songs, using the same words in the AOY songbook your own melodies. This may be acappella.
3. Find a nice instrumental piece or loop on the internet add your own words to the song or use the words that go that song. You can do a basic search for instrumentals on



instructed in about music

songs to have

the but

and with

YouTube.

4. Create some music yourself from an application like Logic Pro or your own instruments

5. Find a spiritual song and sing along with that song. Just write out the lyrics of that song and sing along to the song. You can find nice instrumental pieces with lyrics here:

https://www.youtube.com/channel/UCOuPaqHkKORFp-9N-y-KLA?&ab_channel=KalebBrasee You will have to edit out the pagan names.


Whichever way you choose to create music, we are advocating you to record the music you make so you can listen to it whenever you like and if you really like it, share it, so others can be encouraged also. The easiest way to do this is to record the music along with your singing on your smartphone using a sound recorder app.

Indeed, one could just pick up a songbook and sing to Yahweh using that throughout the week and we are encouraged to do this. At other times we may want to praise Yahweh in our own words. Many times, we may be humming or singing a song that we ourselves have devised, whether that is on a walk or somewhere else. How many times do the youth come up with great songs only to lose them afterward? They forget how the song went; they forget the words. Since messianicisraelite.com aims to make us all more spiritual, this category concentrates on devising and creating songs to Yahweh throughout the week, not just the Holy Days and recording them as well as sending them to the Living Way to be published on the Living Way Facebook page. Thus, we will create an atmosphere where offering songs to Yahweh will be greatly encouraged throughout each week. Even if there is a tune you have come up with, and you have no music experience, you can record a humming of the tune so it can be made in to music at a later date.

In this category, we are advocating that the Living Way publish songs created for the youth or by the youth on their Facebook page. So far, you can't upload to Facebook music, but you can provide a link to the music on Soundcloud, or some other music streaming site where you can upload music to.

When songs are published to the Living Way Facebook page, others will be able to sing along to the songs created too thus creating a cycle of music making. This will be a huge blessing to the ministry and it is believed this will really encourage the youth to come up with songs, or sing AOY songbook songs, to Yahweh, record them and send them in.

Although not fantastic, one can create songs using free loops as a baseline which we explain later in this document. If you can play a musical instrument, you can hook up with others on Soundtrap to collaborate making great music together. If



you're interested in volunteering to help the ministry in music making, you can take an online course in music production so you can create music, or help others, but if not, you can ask someone in the faith to create the music for you if they play an instrument or use software like Logic Pro. If you cannot sing, you can contact others in the faith to sing a song for you, so long as you write the lyrics, have the music and have attempted to sing the song yourself. Alternatively, you can pay for a singer to sing a song for you or create the music you want for your song.

With the digital songs recorded and sent by email to the Living Way, and subsequently published on Facebook, this will greatly provoke one another to good works to create songs to Yahweh. You'd be surprised how creative and talented the youth of the ministry are.

FIRST THINGS FIRST

The messianicisraelite.com site contains the Music Maker page. On it, we have listed several sites to which people, especially 16 – 25 year olds, can go to listen to instrumental music which can be used easily to add their own words to so they can sing to Yahweh. The list isn't excellent at the moment but we'll add to it when we see the opportunity.

beginning in the HOME

Singing to Yahweh begins in the home, then, once you feel confident enough, you sing before the assembly. The first link on that page is best, but we hope to add to, or improve that list as Yahweh wills.

There's an amazing way in which the people of Yahweh can use the internet to unify us all, regardless of location, in offering songs to Almighty Yahweh. Leading on from this it needs to be stressed that although we are encouraging music making throughout the week, ideally coming together during the Feast Days at a central location (i.e. Bethel) so we can offer these songs with the people we have practiced it with would also be a great blessing. This should hearten all people affiliated with the AOY to attend the Feast Days.

The AOY WhatsApp group has music night on Friday night, and one is encouraged to sing and record your song(s) in the week and post it on the group so all can be inspired. This is a good, middle ground between offering songs in front of the congregation at Bethel and singing songs in the home.



SOUNDTRAP

Soundtrap was discovered by the editor in 2019. The editor was looking for music sites which allowed people to work collaboratively. Coincidentally, the site Soundtrap also called its users Music Makers which was the name of this category four years before Soundtrap was even discovered! Earlier on in 2019, Soundtrap was not free. The editor only was able to try it out using a trial version.

We still have yet to try this application out properly, and another better application may come to light. However an application like this would be ideal to use for those in the faith who want to come together and make music. The brilliant thing about this software is at the original time of writing this form:

1. It is free, allowing you access to 5 projects, 480 loops and 125 instruments.
2. Music makers can come together on the same music project. You can invite other people affiliated with the AOY to work on projects with you and can message each other within the software.

You could use Soundtrap in combination with Audacity and Looperman. You could use Audacity to record your music offline and singing, then put it in Soundtrap and see if others can add to your song in some meaningful way. You can also upload songs directly to Youtube through Soundtrap.

If you can't create music, or can't find a nice instrumental piece, you can create entire songs with loops as a baseline. Feel free to download additional loops from looperman.com if you so desire. We will cover this later on. Better still, if you, or others, can play instruments you won't even need to use loops. You can also record singing and have multiple singing voices in a project.

They are a number of tutorials on Soundtrap to explain how to go about creating music, so we won't explain it here. Go ahead to Soundtrap and start creating your songs to Yahweh.

u Sing SoundtRAP tO Sing AOY Songbook SONGS

Some people have come up with some great harmonies and melodies when singing from the AOY songbook. Soundtrap will be able to be used to bring people together songbook songs too, but with different melodies and this will be brilliant. It only takes 2 – 3 people to sing beautiful well harmonized songs. It starts off by singing the song yourself, recording it through Soundtrap and then inviting others to see if they can harmonize well with your rendition of the song. Alternatively, you can sing multiple harmonies yourself. Once you have a fully-fledged song that you like, you can download the song and send it to the Living Way or even to your MP3 player, or computer to listen to whenever.



Remember, it's not just singing that people can add to your also instruments such as guitar, flute or violin.

The AOY have kindly made available the AOY songbook music files to download, which you can put in to Soundtrap.

LOOPERMAN looperman.com.

The free version of Soundtrap only has a limited number of loops that you can use. As mentioned previously, you can use loops as a baseline for your songs especially if you don't have any music makers helping you to make the songs. Then you can add instruments and singing over the top of those loops. There is a site called www.looperman.com where you can find some really nice loops for music. Concentrating on looperman.com you will have to sign up to the site to download loops, but it is free. You should comb (the process of searching) the site for loops which interest you most. Some loops you will find that really appeal to you and you will automatically in your head start creating lyrics for those loops. The most likely categories you will use for spiritual music will be acoustic guitar, flute, harp and piano, among others too.

When you play the loop on the site, the loop does exactly that. It plays over and over enabling you to come up with your own lyrics easily for a full length of a song. The editor will cover in detail how you should go about downloading the loop you want and what free program you can use to create a normal duration song from a loop.

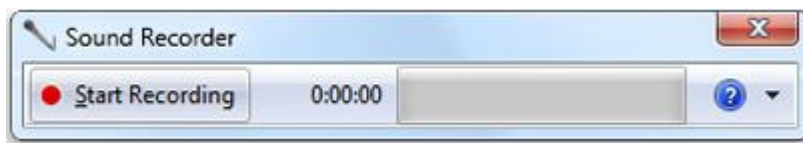
Having just a loop playing over and over can be quite monotonous which is why it would be good to add other musical instruments and effects to the song in Soundtrap.



uSInG A SmARtPHOnE And uSInG AudAcItY

Here we cover what you could do if for some reason you aren't using Soundtrap. Use your laptop in combination with your smartphone, using a sound recorder app, to record the music from the laptop and your singing or else simply using your smartphone to record your music from your instruments, or your instruments and singing. Just press the record button on your smartphone and place the smartphone somewhere like a table nearby so it can pick up the song.

A less effective way is using sound recorder on your computer. All Windows computers should have an application called sound recorder. However, this way is not recommended as it doesn't seem to pick up sound very well. It might do on your own laptop.



It might be worth it mentioning a program called Audacity for computers. Audacity is a free music editing program. You can download it from here: <http://www.audacityteam.org/download/> and various other places.

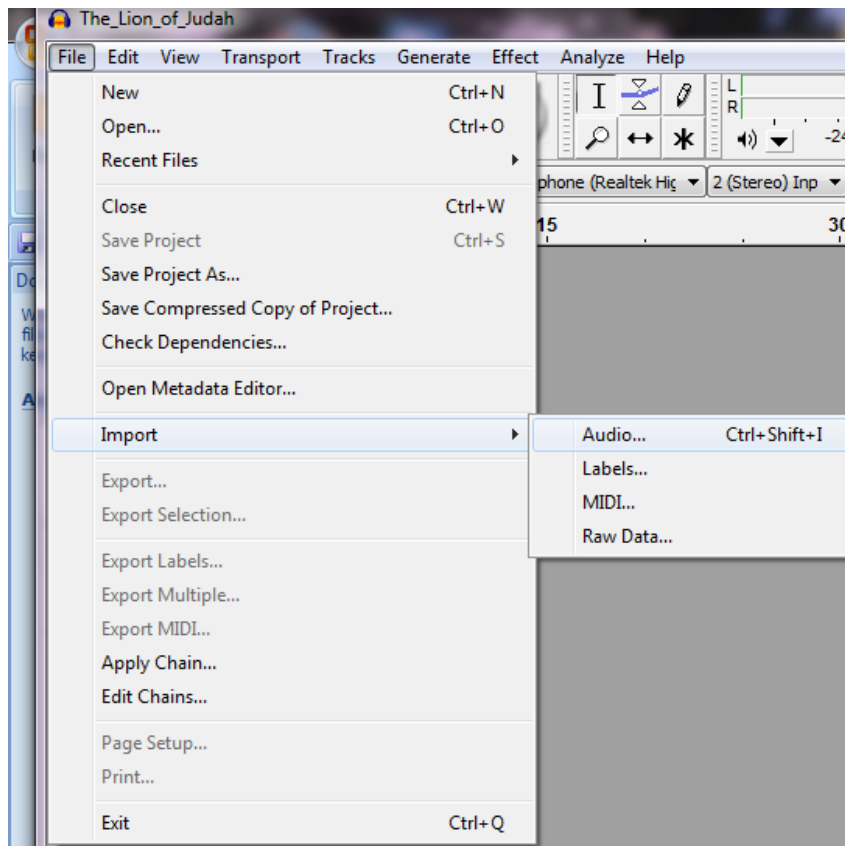
They are various ways how you can go about our song writing. As you should know, coming up with songs requires to the most part:

1. Music
2. Lyrics

3. Singing

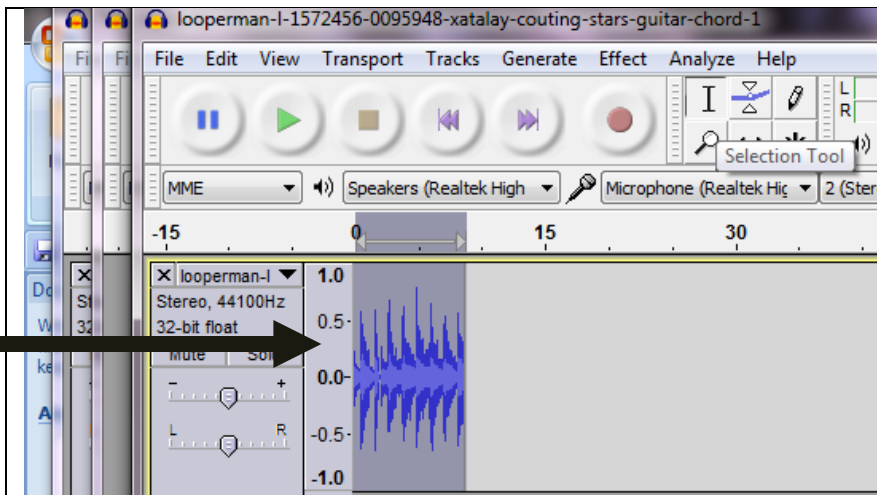
We've almost covered the music part. The next stage is coming up with lyrics that go with the song. They are various ways to do this. One of which would be opening the loop in Windows Media Player or another player which allows a 'repeat' of the loop so that you can sing for how long you want to, then use sound recorder to record both your singing and the music simultaneously. But a good way is using audacity. This we will explain below:

Assuming you have downloaded Audacity for free, and you have downloaded the loop song you want to your computer, follow these instructions. In Audacity go to file > import > audio and then find your music file. If your music file isn't in WAV format or other uncompressed type it may not work. All you'll have to do is find a website like this one: <http://www.online-convert.com/> which will convert your loop/music file to a WAV format, or another format that Audacity supports like AIF.



Once you have imported your loop, then you need to have it repeated to the length of the song you have planned. You may want to add a single loop at the beginning and end of the song so that it isn't too abrupt in starting and finishing. It's up to you.

To create your music from the loop, use the selection tool to select the music from the **wave form**. The wave form is the bars that show how loud the music is and its length etc as seen below:



Once it is selected, go to the Effect tab > Repeat. It used to be the case where the editor had to copy the loop X amount of times to create a fully-fledged song, but this method is a lot easier and using the effect 'Repeat' means you get to say exactly how long the song should be.

Once done, you can then use the record button in audacity to record your words for the song. Most laptops nowadays come with a built-in microphone. This means you won't need to buy anything to record your singing. Still, if you want to improve the quality of your songs, feel free to purchase a microphone to plug in to your computer or laptop. Better than a microphone, you can purchase a headset that plugs in to your laptop. That way you can sing and listen at the same time without delay. Or else, simply use your Smartphone to record your song using a sound/voice recorder app.



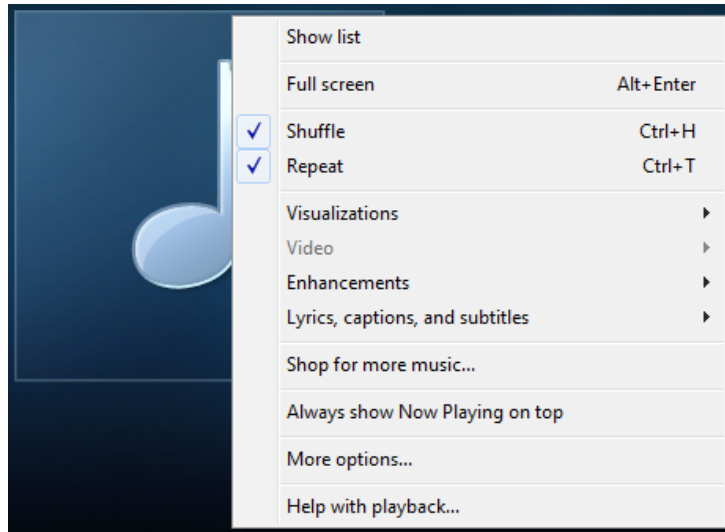
Feel free to play around with the effects once you've done. You can save your project anytime, but once you have completely finished your song, then you will want to export it by going to file > export. Once you have done this, you can then store it on your computer, save to your MP3 player, or send to someone else for review or to have them contribute to the song with their singing or instruments they can use. You can send songs through Facebook live chat, WhatsApp, email, Soundcloud etc. If you are sending a song so someone else can try adding to it, have them open it in Audacity and let them record whatever additions they want to add to it. If you as the original music maker dislike it, then you can always reject that version – but do so politely!!

Remember that with Audacity you do not need music, you can sing acappella and come up with some great harmonies by recording yourself multiple times singing with different melodies. Furthermore, you can actually put other people's specials in to Audacity and sing over the top of them your own melody.

PRACTICING SINGING WITH LOOP MUSIC USING JUST WINDOWS MEDIA PLAYER

Once you have downloaded your loop from looperman.com or another website, you can practice your song writing and singing by, if using a Windows computer, opening the loop file and playing it on **repeat** in Windows Media Player (just press CTRL + T). However, the problem with this method is

there is about a 1 second lapse between each repeated loop. For this reason, using Windows Media Player isn't fantastic.



ScEnARIOS

Many in the AOY cannot easily come together to practice songs, so, the idea is that if we have a song we want to sing or play, and it isn't in the AOY songbook, and you don't want to sing or play it on your own, you can sing or play it, then record it, and then send it to others to find out if they would be interested to join in in some way, whether if that's to add music to the song, or to sing with you, or to add words to the song.

The AOY is a very talented group of people because Yahweh has given us a variety of gifts. We have those who can sing, but also those who can play musical instruments and if we can bring these talented people together, how great would the Assemblies of Yahweh become?

AFtER YOU HAVE RECORDED tHE SONG

If you are sending that individual a song with ensure you **write out the lyrics** also. To do so, just open a live chat window in Facebook with person you want to send the music file and to, and then attach the music file, and write or copy the lyrics in to the live chat box too. end product of this is that when we come together at the holy days we can offer these we've been **practicing**. Despite not having met we would have adequately prepared the song, own homes and practicing it so that we can offer the Holy Day, whether Sabbath, or Feast Day.



words,
you can
the
lyrics
out
The

songs that
up in person,
singing in our
the song on

SHARIng SONGS

You should be careful. Sharing songs may require a certain level of trust, especially if you feel you aren't the best of music makers.

If you're unsure whether you should share a song with others, then send your song to the Music Director at Bethel and let them advise you. Read section three sections down entitled "**The music director**".

Don't be too badly offended if people decline to do a song with you! When the editor sent his first song to someone in the faith who was interested, he didn't receive a response back! Maybe it's an indication that you need more practice. In any case, you can always sing such songs to Yahweh within the privacy of your own home.

wRItInG A SOng wltHOut muSic



If you cannot read music notes, or write music, except to write lyrics, perhaps you may want to do what the editor did. He sent an email to someone in the faith who Yahweh has blessed with the ability to play a musical instrument to find out if they could create some music to accompany the song. Of course, the editor had to sing the song first without the music, record it and send it to the recipient so the instrument player could get a good understanding of the

rhythm, melody, pace etc of the song. You can do the same. If you write and sing a song without any music and you need music to accompany that song, then you'll need someone in the faith to create music for you.

There is a problem with this. Ultimately, it needs to be stated forthrightly that **unless** an individual in the faith who can play a musical instrument has volunteered him or herself to take peoples songs and produce music to accompany them, then you shouldn't send them songs. The instrument player may have other commitments. For now, you will just have to ask them if they would be able or willing to do it. If they can't, don't worry about it. You can save the song and wait for them to become available, or, ask someone else or file the song away until a talented person becomes available. When online volunteering starts, it is hoped you will be able to contact the online volunteer manager to request them to create music for your songs by them giving this task to one of the able volunteers.

VIDEO And COLLABORATION Enabled In OnLine VOLUNTEERING (TRIBES)

It is hoped that online volunteers who are part of an online group or tribe will be able to sing the same song individually and then the people that sung the song will send their video recordings to their tribe leader who will send these videos to a competent video editor who will put the videos together so all the singers can be seen on one screen singing the same song, with all the voices harmonizing (hopefully!) and then submit this video via the Music Makers form to their Tribe leader by using a file sharing link to the file. Once checked, the video can be uploaded to the Living Way Youth Facebook page if there is at least one young person (25 years old or younger) in the song, or else uploaded on music night to the AOY WhatsApp group, if for example all the people involved in the singing are aged above 25 years old.



This feature is intended to be made available to online volunteers.

Another application that can be used is Tik Tok to create videos of two people or more in different locations singing a song as a video on the same screen, but this will also need to be looked in to.

USING OTHER METHODS

The editor is not technologically advanced. This instructions form contains the very fundamental principles to which one can use the internet to help unify us all, regardless of location, to sing songs to Yahweh by using the most basic programs. Nowadays, with smart phones and other devices, we can use apps like WhatsApp to share songs too and they are various apps that you can actually use to *create* music which may improve in the future. Facebook messenger is a great way to share music you have recorded.

Further, most smart phones have a 'voice recorder' so you can record your songs using that and then send your music to whoever via any method you choose. On iPhones, you can go to Utilities and then record your song and singing using Voice Memos.

ZOOM And HARPS

All the way back in 2011 - 2012 Yahweh blessed the editor in allowing him to see that, if internet speeds increase to sufficient standards, we will be able to practice songs together using something like a live video chat. That would be instantaneous and much improve our ability to unify and bring together different people from different locations to worship Yahweh.

The editor called this Harps, or Harps of Yahweh but we'll see what Yahweh wills in the future. This would be available to online volunteers.

zoom

The website Zoom could be used for the purpose of a virtual choir where users could take it in turns to sing verses from AOY or spiritual songs. This can be accomplished through the mute button. While muted all users can sing along, but then when it is the users turn to sing, they would unmute and sing the song and it could be taken in turns like that. This would be excellent as it would encourage us all to sing to Yahweh.

THE MUSIC DIRECTOR

As those affiliated with the AOY should know, we have a music director at Bethel. That individual isn't currently on Facebook, but if it is you can still contact him by email. We will not include his email address here as we haven't asked to have permission or approval to do so by the AOY yet. Neither can we say for sure this is something that will take place, this is simply a proposal.

If you encounter a song which someone has sent you, and you are unsure whether it is appropriate for the Assemblies of Yahweh, recognising that the AOY does not accept worldly music, then you should firstly let the creator of that song know, then have them send it in email to the music director at Bethel and await for them to return your email with an approval or disapproval of that song. This is why we used of using the Sound Recorder to record songs, can send such files in email very easily as an attachment.

When you send the song in email, do not forget to include the the email as the lyrics also may need to be checked.

director at Bethel. Yahweh's will, then



the example because you

lyrics of the song in

HOW TO FILL OUT THE MUSIC MAKERS FORM

In November 2020 we created a form for music makers to be able to submit their music to the Living Way with a link. On 27th of November 2022 some changes were made to all the forms to make them more appealing. During that time, the music makers form was modified. The form is on www.messianicisraelite.com in the music making category. We will go through each aspect of the form here to show you how to fill it out if you wish to submit music you have created to the Living Way. It must be stressed that you may not feel you are the best of music makers but it's worth giving this a try anyway to increase your spirituality and to glorify Yahweh.

The first section on the form is name, today's date, tribe and age. Put in your full name, the date you are completing the form in the format dd/mm/yyyy, your tribe if you are in an online group and your age. If you are just a contributor and not in a tribe, just put 'Contributor N/A.' If they are multiple people singing in a group, it is the oldest person of the group that should put their age in this box and fill in the form. If this isn't possible, whoever does fill in the form should put their name and age.

Print name or sign::

Joe Bloggs

Date:

07/05/2021

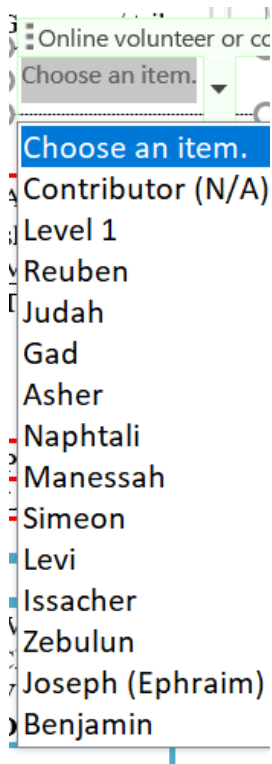
Group no / tribe:

GAD

Age

21

Now, under Group no/tribe there is a drop down list that you have to select your status from. If you are an online volunteer rather than a contributor, select your online group/tribe from that list. Don't just make this up. Only if you have been put in to an online group by the AOY should you select the correct tribe.



The next section is **Song type and details**. Under song type click the checkbox that applies to you. If your song is based on the AOY songbook, tick that. If it is from another source, such as a different tune you have found on the internet, tick that by clicking on the checkbox. And if you have created a song from scratch, say from your own instruments and own lyrics, tick that by clicking on the checkbox. Under the **Details** section of the table write more details of the song, such as song title, song length, a link perhaps if you have used a Youtube instrumental etc.

Song type and details:

Song type	Details (write below)
<input type="checkbox"/> From AOY songbook	i.e. such as page number and song title.
<input checked="" type="checkbox"/> From another source	Downloaded song entitled
<input type="checkbox"/> Song created from scratch	"across_your_heart_julio_kladniew_hq" from www.mediamusicnow.co.uk which I've added my own lyrics and singing to. Song length: 01:03

The next section is where you type up the lyrics to the song. This is important to have them checked.

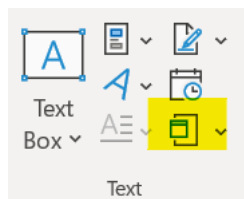
Song Lyrics:

Type below the song lyrics:

Yahhhh- weehhh
My Elo- him does save,
And He has a glorious Name
Praise be He,
Yahshua has saved, through His Name
Glorious in praise!

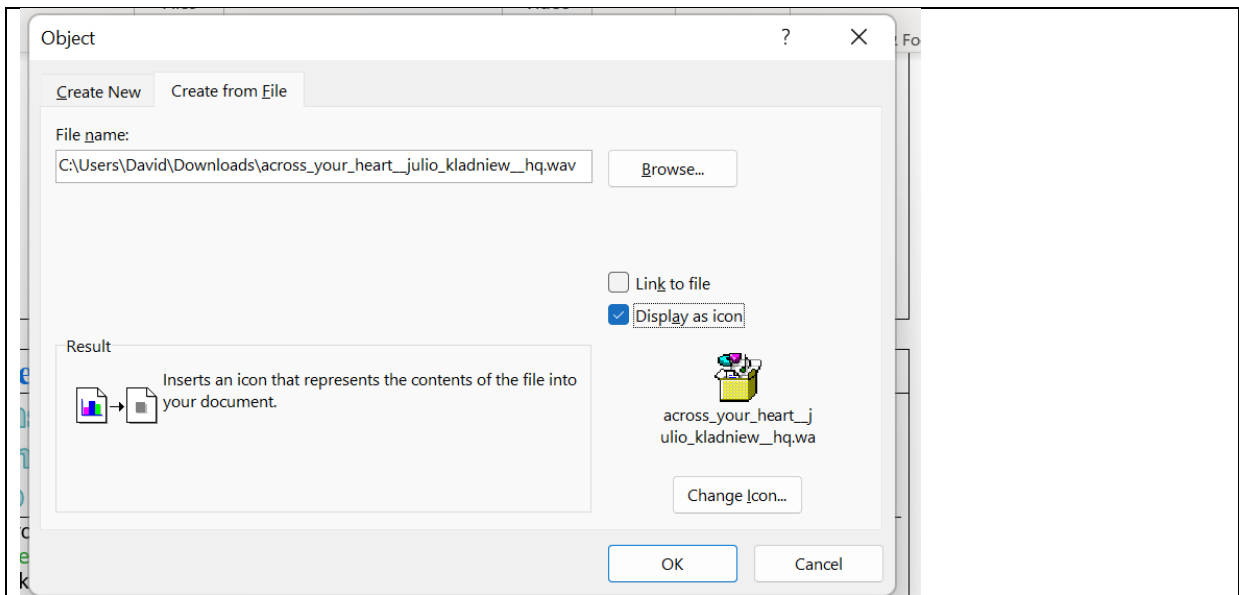
Blessed be Yah-weh
Eternal King
From ages past
He saves His people from sin

The next section you fill out only if you **don't** want the song shared on the Living Way Facebook page. You can insert your song, whether it's instrumental or singing by firstly recording it, then however you choose saving it somewhere on your computer. You may choose to record the song on your phone using a sound recording or voice recording app, then sending it by email to yourself, or else, connecting a cable from your phone to your computer to transfer it there. Alternatively, you may use the sound recording application on your computer to record the song. However, you record it, there are a number of other ways how you could do so, when you have it saved to your computer, you can insert the file in to Microsoft Word by going to Insert tab > Object (in the ribbon, on the right)



- Link to file
- Display as icon

Then going to 'Create from file' and clicking Display as Icon
Then browsing for your file on your computer (wherever it is saved) and clicking OK.



Record and Insert song below:

Instructions: If you wish to have your song published on Living Way Facebook page, skip this box and go on to the next one.

If you like, you can record your song/tune directly from Microsoft Word by going to **insert > object > Wave sound**. Once you have done that, you can double-click on the wave sound then click record. Or else you may go to **start > all programs > accessories > sound recorder**. Record and save it, then insert it in the row below. You'll need a mic to record your songs. However, probably the most popular way will be recording the music on to your phone using an voice/song recorder app, then transferring it to the computer and inserting the file.



The next section you fill out if you wouldn't mind your song uploaded to the Living Way Facebook page. Instead of doing the above, you upload your song to a file sharing site, preferably a music streaming site like Soundcloud or YouTube and share the link, perhaps a private one, with us by inserting the link in the box. If the Living Way choose to share your song, this is the link they will use.

Link to music:

If you skipped the above box : - to show that you have created music, please upload a recording of your song to a file sharing site like OneDrive, Dropbox, Soundcloud, Soundtrap, Youtube etc. and share the private link with us. Please insert the link below:

www.soundcloud.com/examplesong

In the next section, write the people that have been involved in the music making of your tune, their ages and the instruments that they have played, or else, their contribution such as 'vocals'. If you can, if vocals are used, you can in brackets write S for soprano, A for alto, T for tenor and B for bass. Research these music classifications if you need help determining your choral music arrangements.

Name(s) and instruments:

Write the names of the people in the song and their age. Write 'vocal' for those who sing. Please also include 'bass' or 'melody' etc to help us grade each part. You may add more rows if you like.

Name and age:	Joe Bloggs 22	Instruments:	Vocal
Name and age:	Jane Doe 45	Instruments:	Piano
Name and age:	John Smith 32	Instruments:	Guitar

In the next section tick the checkbox of whether you want your song reviewed or not. What this is is quite simple. If you would like someone in the Living Way to listen to your song and give you a rating of what they think of it based on various criteria, then select 'yes' and if not 'no'. If you're a sensitive person you might want to forego this, but it is entirely up to you. The rating will help you improve your music as you may be given pointers to improve. It is being set up that they'll be criteria for different aspects of the song which will be given a 5 star rating and then comments afterwards. The Living Way should try to accommodate your feelings and won't be too harsh but they will try to show you in as best way they can how they feel you can improve your music to Yahweh. (Of course, this project has been created in advance of the ministry and so this, as well as other parts may not be taken on board by the Living Way. This is just preparing for such if the AOY choose to take up this project).

Review:

Do you wish to have your song rated? (Click on the checkbox)

Yes <input checked="" type="checkbox"/>	No <input type="checkbox"/>
---	-----------------------------

The next section is one we only added in February, 2023. Since the editor began to use a video editing program to create at least one lyric video, it was his desire to create lyric video's for others that had asked, especially since he was paying for the lyric video subscription. They may be other volunteers with some experience in this area who can volunteer their time to create lyric videos for one of the contributors or volunteers who submit music in this category. If these were online volunteers in an online tribe, then they would be available to take on work.

However, so we're not inundated with requests we have suggested that only songs which have been rated by the Living Way and given a higher rating than 3.5 / 5 should be made in to lyric videos. Also, only songs which you choose to share online should be made in to lyric videos. This way we can ensure that the video will receive it's maximum effect. What is a lyric video? It is simply a video, which plays your song, usually with a nice motion background, with the text of or lyrics of your song on screen so that people can sing along with your song, or simply, just follow the words while the song is sung. If you do this, then the song file that you send over to the Living Way must be as an attachment file such as a .wav file or .mp3 file, attached in email when you send your form to the Living Way. We only intend to create lyric videos for songs where the lyrics have been created **yourself** for a song, and as a result, those lyrics cannot be found anywhere else on the internet. These are songs which you have devised yourself. This is to encourage everyone to come up with their own songs to Yahweh, praising Yahweh in our own words. We don't intend to share your lyric video with anyone outside the Living Way until we send you the lyric video and you re-send the



Music Makers form with a link to the video in YouTube or some other video streaming site with the permission to share your lyric video.

Lyric video:

Only available if you have created a song with your own words and if you have chosen to get it rated and that rating is from 3 ½ – 5 stars and if you choose to have your song shared:

Do you wish for one of our volunteers to create you a lyric video for your song (Tick checkbox)

SEE INSTRUCTIONS FORM FOR DETAILS

Yes

No

The next section gives you a chance to say how you think the song went in a comment. How you found coming up with the song, playing it or singing it.

Mini report:

Please briefly conclude how you found coming up with this song.

I found it easy coming up with the lyrics but finding the right combination of instruments was challenging but I am pleased with the end result.

The next section is your satisfaction grade. What grade would you give your song. Click the checkbox which you desire.

Satisfaction Grade:

Rate how it went. (A is the highest grade, E is the lowest grade) Tick checkbox next to the correct letter.

(A) (B) (C) (D) (E)

In the next section is just confirmation for whether you would mind if we shared your song on the Living Way Facebook page or with the online volunteers. Click on the checkbox that applies.

Sharing the song:

Do you give the Living Way the permission to share this song i.e. on the Living Way Facebook page or with the online group (tribe).

Note: We may only share the best of our music making contributions and even if you select yes the Living Way may choose not to share it. It may also depend on your age as the AOY would like to encourage especially the youth to make music to Yahweh.

Yes

No

If you don't mind the Living Way sharing your music on the Living Way Facebook page for others to be encouraged select 'yes' and if not 'no'. As stated in the box, it is probable that the Living Way will only share songs which are particularly good. We don't want people to be put off creating music to Yahweh, but we feel the best ones should be shared on the Facebook page for inspiration. If you are a volunteer, the tribe leader may share good music with the tribe too.

THE SPIRITUALITY ROOM

For the Spirituality Room, this feature is for those who are online volunteers only so you can ignore this if you are a contributor. It shows what spiritual points are available for the category. In this category, you can get half a point for witnessing because you are witnessing your faith by singing or making music and 1 point in media.

Spirituality room:

If you are doing volunteering in your tribe, you can obtain points for your tribe by having the spirituality points added to the scoresheet.

The study corner
(0)

The chat corner
(0)

The witnessing
corner (0.5)

The media corner
(1)

Spirituality points are added to the tribes overall points.

The main goal of these categories is to help nurture the Holy Spirit and even though a Living Way email address hasn't been created as of yet to enable contributions or volunteering, the editor hopes those who can, to use the seven categories on messianicisraelite.com to help foster their spirituality in the meantime however, for their own personal use.

DIFFERENCE BETWEEN 'CONTRIBUTORS' WORK FROM 'VOLUNTEER' WORK

A BRIEF HISTORY

At the present time (February, 2016), messianicisraelite.com has been set up as a foundation to which anyone affiliated with the AOY and is 16 or over may contribute work or good fruit to the Assemblies of Yahweh or Yahweh himself through the internet via the Living Way Youth Program. The individuals that send work to the Living Way by this method are called **contributors**.

The difference between the volunteers and contributors would be that volunteers would be dedicated online workers, producing work consistently every 2 weeks, or, 'every season', whilst contributors would just send in work whenever they can or want to.

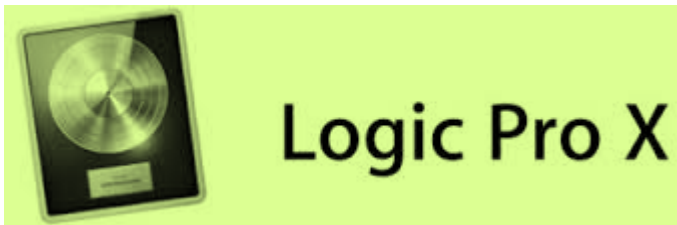
Below is what you **should** know about the Music Making category if you are considering becoming a volunteer for the future.

VOLUNTEERING

In the Music Making category, you could be given the following tasks:

- 1) Find songs that can be sung by members by re-editing the lyrics
- 2) Find instrumentals for the glory of Yahshua

- 3) Get those who can to, possibly using software like Reason & Logic Pro, create music for those AOY persons who desire music to go with songs they've written
- 4) Bring people together to sing songs during the week
- 5) To sing in groups virtually via Zoom or another application.
- 6) To create music for Yahweh
- 7) To sing AOY songs or other spiritual songs, record them and send them in or upload to AOY WhatsApp group for music night
- 8) To sing appropriate songs depending on what is happening in the ministry. Such as if there's a new birth, or a death, or a marriage, or healing...whatever the case may be, to encourage the brethren and sisters and be of one mind with another.
- 9) To create lyric videos for those who request it



Such songs will be shared with all the volunteers and it is a possibility that, depending on the creator and the suitability of the music, may be

uploaded to the Living Way Facebook page. For example, an instrumental created by a 22 year old in the faith could be uploaded up there, or music sung by children. The Living Way manager will have to decide.

At some point in the future, and if Yahweh wills, the living way email address may be used to send in music created solely by youths in the faith.

VISION

The vision the editor has is that the Assemblies of Yahweh could have an army of volunteers, online volunteers all over the world, who are beautifying the Assemblies of Yahweh both internally and externally and working in the Word of Yahweh, not only to strengthen themselves spiritually, but to strengthen all those who share in their works. This Body is the Truth, and we want to prepare this glorious Body as a beautiful Bride of the Messiah so Yahshua our Savior and soon coming King will be pleased at His Coming and even before that, that Yahweh could look down from heaven and see a people who love Him, love His Word, love Yahshua and love each other. The world may be becoming more evil and corrupt, but in the Assemblies of Yahweh we want to be becoming more spiritual, more loving. Let us prove to Yahweh our love every day and make the Assemblies of Yahweh the type of organization that Elder Jacob O. Meyer (OBM) envisioned years ago.

WILL YAHWEH BE PLEASED

The editor thinks that if Yahweh saw His people, and especially the youth, creating instrumental music to which others can sing to, singing and music and then sending it to others so they can join in and the want. subsequently offer it at the holy days and searching for music on internet that can be used by those who want to offer specials to Yahweh, he would be very pleased. And this is all what we want. To be well-pleasing to Yahweh, our Father in heaven.



youth,
singing
the
want.

ADVICE

We have tried to ensure that computer use is kept to an absolute minimum despite us using the internet as a unifying factor. You can, once you find a song, or create one, come up with lyrics away from the computer. You may want a file containing the lyrics of songs you have sung to Yahweh and the names of the music pieces that go with it.

The best method of creating a song, if you have found a song and you just want to add your own lyrics to it is to download the song to your MP3 player and get away from the computer. Then, get a pen and piece of paper and write out the lyrics to that song as you see fit. Once you have done this, practice the song with your MP3 player, not on your computer. Once you feel you have perfected the song as best you can, then get back on the computer, record it and then send it to others as you see fit. That way, the computer use should be kept to a minimum.



The most time-consuming aspects are finding or making the song, writing the lyrics and practicing the song and finding or making the song is the only option here that requires a computer. However, by using the links on the Music Maker page on messianicisraelite.com or, if Yahweh wills, using the music posted to the Living Way Facebook page, you will be able to reduce the amount of time you spend doing this by a significant amount to the point where the computer use will be less than 20 minutes.

Thanks!

“Now you have consecrated yourselves to Yahweh; come near and bring sacrifices and thank-offerings in to the house of Yahweh.”

2 Chronicles 29:31
Sacred Scriptures Bethel Edition

“Yahweh wants a perfect sacrifice...not only is the animal supposed to be a perfect sacrifice, but the music that accompanied the sacrifice also was to be perfect”

Making Good Use Of Our Talents
Elder Jacob O. Meyer

www.messianicisraelite.com

“Open the door”

Hoped to be part of the:



DISCLAIMER: This site has not yet been endorsed by the Assemblies of Yahweh and is not a part of the Living Ways Youth Program. The editor – a member of the Assemblies of Yahweh - has built this site to be part of the Living Way Youth Program, a program of the Assemblies of Yahweh (Bethel, PA).